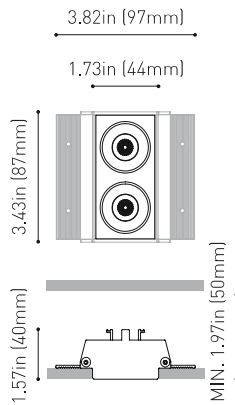




DIMENSIONS



AWARDS



Name	BLACK FOSTER TRI 2 UL SPOT 4000K N
Reference	U3182112N
Color	Matt black
Category	CEILING RECESSED

PRODUCT

Type	LED
Gross luminous flux	Depending on Mounting Accessories Lm
Color temperature	4000 K
Chromatic stability	MacAdam Step 3
Color Rendering Index	CRI>90
Power	Depending on Mounting Accessories W
Current	Depending on Mounting Accessories mA
LED lifespan	L90B10>102.000h

LIGHT SOURCE

LIGHTING FIXTURE | PHOTOMETRIC DATA

Lighting efficiency	90%
Delivered luminous flux	0 Lm
Light beam angle	19°

LIGHTING FIXTURE | ELECTRICAL DATA

Driver	Requires remote driver
Power values of the system	W
Frequency	Depending on Mounting Accessories
Dimming	Depending on Mounting Accessories

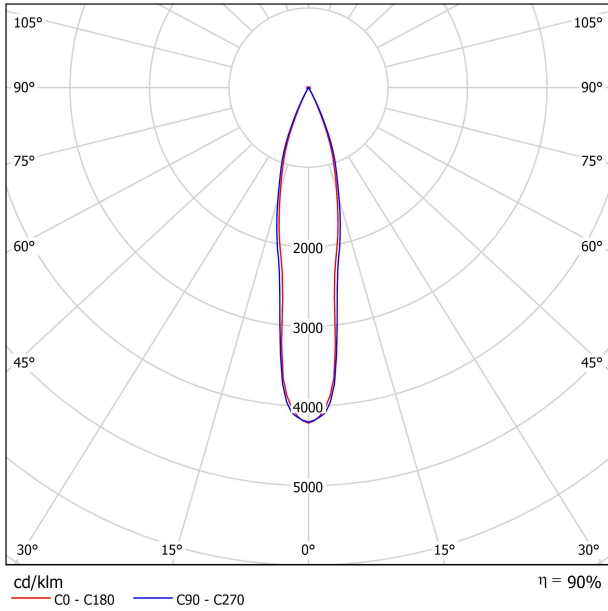
OTHER DATA

IC Rated	Yes
Environmental location	DAMP
Recess measurements	1.97 x 3.65 50 x 93
Weight	0.35 lb 159 gr
Packaged weight	0.56 lb 254 gr
Packaging dimensions	8.35x6.10x2.87 in 212x155x73 mm
Materials	Aluminium - Acrylonitrile Butadiene Styrene - Polycarbonate

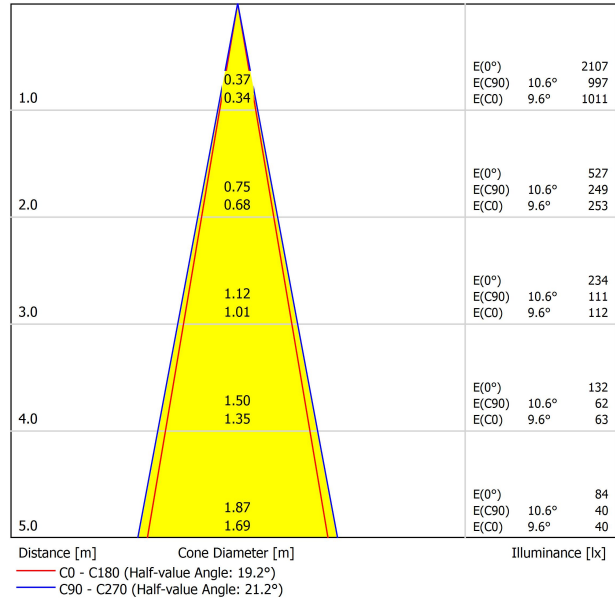


Black Foster is our lineal recessed luminaire with "The invisible black" effect, also available in a trimless version. Hiding the source of light, Black Foster stands out for its visual comfort and its elegance.

POLAR DIAGRAM



CONICAL DIAGRAM



UGR

Glare Evaluation According to UGR											
ρ Ceiling	70	70	50	50	30	70	70	50	50	30	
ρ Walls	50	30	50	30	30	50	30	50	30	30	
ρ Floor	20	20	20	20	20	20	20	20	20	20	
Room Size X Y	Viewing direction at right angles to lamp axis					Viewing direction parallel to lamp axis					
2H	2H	5.2	5.9	5.5	6.1	6.3	4.9	5.6	5.2	5.8	6.0
	3H	9.0	9.6	9.2	9.8	10.0	8.5	9.1	8.7	9.3	9.5
	4H	10.9	11.5	11.2	11.7	12.0	10.5	11.1	10.8	11.3	11.6
	6H	12.9	13.4	13.2	13.7	14.0	12.5	13.1	12.9	13.4	13.6
	8H	14.0	14.5	14.3	14.8	15.1	13.8	14.3	14.2	14.6	14.9
	12H	15.3	15.8	15.7	16.1	16.4	15.2	15.6	15.5	15.9	16.3
4H	2H	6.3	6.9	6.6	7.1	7.4	6.1	6.7	6.4	6.9	7.2
	3H	10.2	10.7	10.5	11.0	11.3	9.9	10.4	10.2	10.7	11.0
	4H	12.2	12.7	12.6	13.0	13.3	12.0	12.5	12.4	12.8	13.1
	6H	14.5	14.8	14.9	15.2	15.6	14.2	14.6	14.6	15.0	15.3
	8H	15.7	16.0	16.1	16.4	16.8	15.6	15.9	16.0	16.3	16.7
	12H	17.2	17.4	17.6	17.8	18.3	17.0	17.3	17.5	17.7	18.1
8H	4H	13.0	13.4	13.5	13.7	14.1	12.9	13.2	13.3	13.6	14.0
	6H	15.6	15.9	16.1	16.3	16.7	15.4	15.7	15.9	16.1	16.5
	8H	17.0	17.2	17.5	17.6	18.1	16.9	17.2	17.4	17.6	18.1
	12H	18.6	18.8	19.1	19.3	19.8	18.6	18.7	19.0	19.2	19.7
12H	4H	13.3	13.6	13.7	14.0	14.4	13.2	13.4	13.6	13.8	14.3
	6H	16.0	16.2	16.4	16.6	17.1	15.8	16.0	16.3	16.5	16.9
	8H	17.5	17.6	18.0	18.1	18.6	17.4	17.6	17.9	18.1	18.5
Variation of the observer position for the luminaire distances S											
S = 1.0H	+0.2 / -0.1					+0.2 / -0.2					
S = 1.5H	+0.3 / -0.3					+0.3 / -0.3					
S = 2.0H	+0.5 / -0.5					+0.5 / -0.5					
Standard table	---					---					
Correction Summand	---					---					
Corrected Glare Indices referring to 500lm Total Luminous Flux											

GUÍA DE INSTALACIÓN



<https://youtu.be/SVWNEfbfVY>