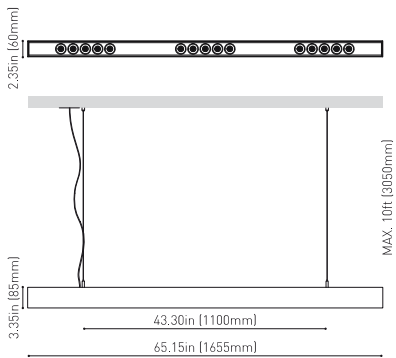




## DIMENSIONS



## AWARDS



## PRODUCT

Name	BLACK FOSTER SUSP 1600 UL FLOOD 2700K WT
Reference	U3212010WT
Color	Textured white
Category	SUSPENSION

## LIGHT SOURCE

Type	LED
Gross luminous flux	2850 Lm
Color temperature	2700 K
Chromatic stability	MacAdam Step 3
Color Rendering Index	CRI>90
Power	31.5 W
Current	700 mA
Efficacy	90 Lm/W
LED lifespan	L80B10 >60.000h

## LIGHTING FIXTURE | PHOTOMETRIC DATA

Lighting efficiency	92%
Delivered luminous flux	2622 Lm
Light beam angle	38°

## LIGHTING FIXTURE | ELECTRICAL DATA

Driver	Included: ERP-PSB series or similar
Power values of the system	37,00 W
Frequency	50/60 Hz
Dimming	0-10V / TRIAC/ELV dimming only at 120V

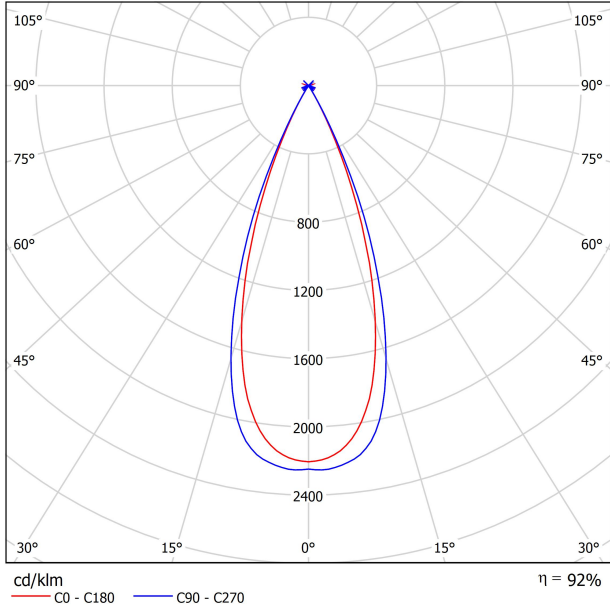
## OTHER DATA

Environmental location	DAMP
Junction box cover	Included. For octagonal Junction box
Junction box cover color	Textured white. Other finishing, please consult
Junction box cover measurements	Ø5.51 in   Ø140 mm
Cord Length	MAX. 10 ft   MAX. 3.05 m
Fast adjustment tensioner	Yes
Weight	9.42 lb   4275 gr
Packaged weight	13.01 lb   5900 gr
Packaging dimensions	Ø6.10x68.31 in   Ø155x1735 mm
Materials	Aluminium - Acrylonitrile Butadiene Styrene - Polycarbonate

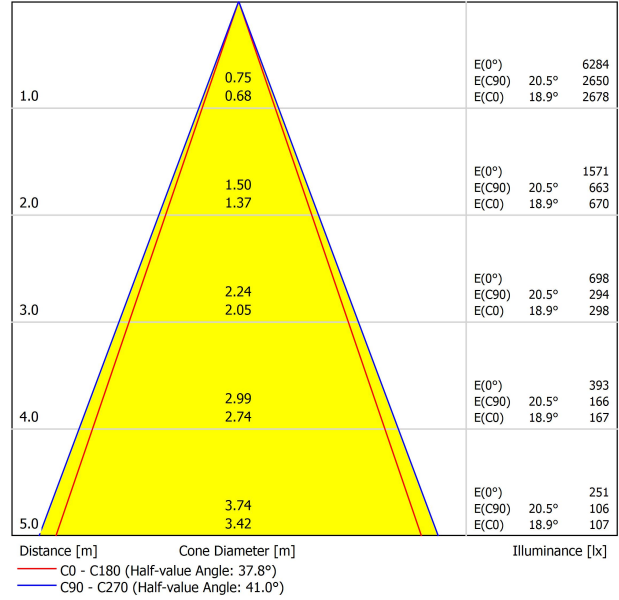


Black Foster Suspension is the product that transfers the claimed effect "The Invisible Black" to a linear suspended system. It is composed by a series of modules which combine light emissions with dark segments. Nevertheless, whether it is On or Off, Black Foster always preserves the aesthetic of a perfect dark line.

POLAR DIAGRAM



CONICAL DIAGRAM



UGR

Glare Evaluation According to UGR											
ρ Ceiling		70	70	50	50	30	70	70	50	50	30
ρ Walls		50	30	50	30	30	50	30	50	30	30
ρ Floor		20	20	20	20	20	20	20	20	20	20
Room Size X Y		Viewing direction at right angles to lamp axis					Viewing direction parallel to lamp axis				
2H	2H	-15.9	-15.3	-15.7	-15.1	-14.9	-16.2	-15.6	-16.0	-15.4	-15.2
	3H	-11.8	-11.2	-11.5	-11.0	-10.8	-14.4	-13.8	-14.1	-13.6	-13.3
	4H	-11.8	-11.2	-11.5	-11.0	-10.7	-9.8	-9.3	-9.5	-9.0	-8.8
	6H	-10.5	-10.0	-10.2	-9.7	-9.4	-6.8	-6.3	-6.5	-6.0	-5.7
	8H	-9.3	-8.8	-9.0	-8.5	-8.2	-6.2	-5.8	-5.9	-5.5	-5.2
	12H	-8.7	-8.3	-8.4	-8.0	-7.7	-6.0	-5.5	-5.6	-5.2	-4.9
4H	2H	-13.8	-13.2	-13.5	-13.0	-12.7	-13.9	-13.4	-13.6	-13.1	-12.9
	3H	-10.7	-10.2	-10.3	-9.9	-9.6	-12.1	-11.6	-11.7	-11.3	-11.0
	4H	-10.3	-9.9	-9.9	-9.6	-9.2	-8.0	-7.6	-7.6	-7.2	-6.9
	6H	-8.8	-8.5	-8.4	-8.2	-7.8	-4.4	-4.1	-4.0	-3.7	-3.3
	8H	-7.2	-6.9	-6.8	-6.5	-6.1	-3.8	-3.5	-3.4	-3.2	-2.8
	12H	-6.7	-6.4	-6.3	-6.0	-5.6	-3.5	-3.3	-3.1	-2.9	-2.4
8H	4H	-8.1	-7.8	-7.7	-7.4	-7.0	-6.8	-6.6	-6.4	-6.2	-5.8
	6H	-6.5	-6.3	-6.0	-5.8	-5.4	-3.1	-2.9	-2.6	-2.4	-2.0
	8H	-4.7	-4.6	-4.3	-4.1	-3.7	-2.5	-2.3	-2.0	-1.9	-1.4
	12H	-4.4	-4.3	-3.9	-3.8	-3.3	-1.8	-1.7	-1.3	-1.2	-0.7
12H	4H	-7.5	-7.3	-7.1	-6.9	-6.5	-6.8	-6.5	-6.3	-6.1	-5.7
	6H	-5.8	-5.6	-5.3	-5.1	-4.7	-2.9	-2.7	-2.4	-2.3	-1.8
	8H	-4.2	-4.0	-3.7	-3.6	-3.1	-2.3	-2.1	-1.8	-1.7	-1.2
Variation of the observer position for the luminaire distances S											
S = 1.0H		+4.3 / -1.8					+2.3 / -0.6				
S = 1.5H		+6.8 / -2.0					+4.2 / -1.0				
S = 2.0H		+8.8 / -2.6					+5.9 / -2.3				
Standard table Correction Summand		---					---				
Corrected Glare Indices referring to 2850lm Total Luminous Flux											