



DIMENSIONS



ACCESORIES



MINIMAL TRACK OPTIONS

AWARDS



reddot winner 2020
innovative product



reddot winner 2020
lighting design



Bronze Delta
ADI Awards 2020



HONORABLE MENTION
EUROPEAN
PRODUCT
DESIGN
AWARD



WINNER
2020



archiproducts
DESIGN AWARDS
WINNER 2020

| | |
|-----------|-----------------------------|
| Name | FIT 27 24V UL SPOT 3000K WT |
| Reference | U3990011WT |
| Color | Textured white |
| Category | TRACKLIGHTS |

PRODUCT

| | |
|-----------------------|-----------------|
| Type | LED |
| Gross luminous flux | 470 Lm |
| Color temperature | 3000 K |
| Chromatic stability | MacAdam Step 2 |
| Color Rendering Index | CRI>90 |
| Power | 4.5 W |
| Current | 400 mA |
| Efficacy | 104 Lm/W |
| LED lifespan | L90B10>108.000h |

LIGHT SOURCE

| | |
|-------------------------|--------|
| Lighting efficiency | 84% |
| Delivered luminous flux | 395 Lm |
| Light beam angle | 18° |

LIGHTING FIXTURE | PHOTOMETRIC DATA

| | |
|----------------------------|-------------|
| Driver | Included |
| Power values of the system | 5,00 W |
| Dimming | Dim options |

LIGHTING FIXTURE | ELECTRICAL DATA

| | |
|------------------------|-----------------------------------|
| Environmental location | DRY |
| Track type | Minimal Track |
| Weight | 0.17 lb 75 gr |
| Packaged weight | 0.25 lb 115 gr |
| Packaging dimensions | 4.45x4.37x1.26 in 113x111x32 mm |
| Materials | Aluminium / Polycarbonate |

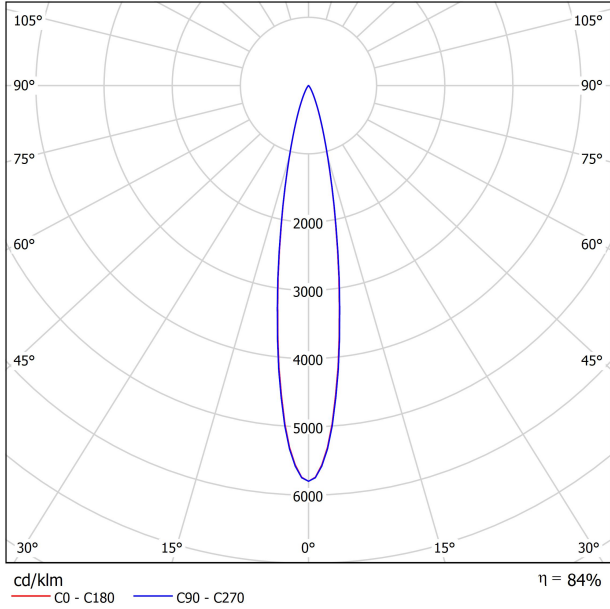
OTHER DATA



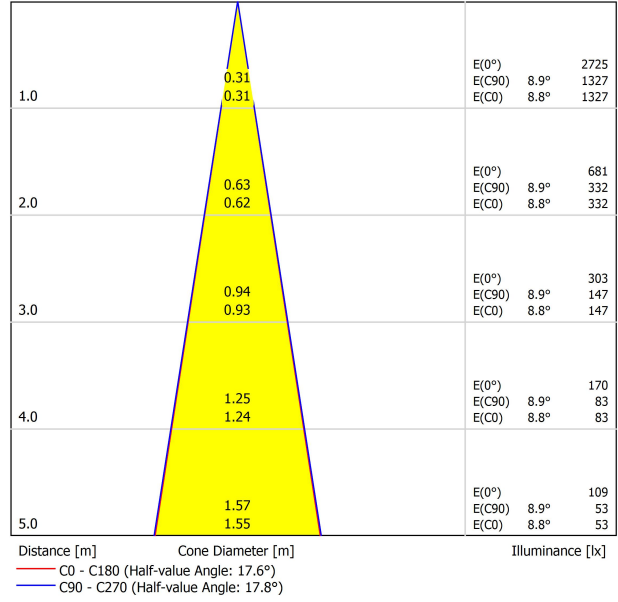
**US product only. Not available in Canada. Fit 20 24V is a projector for the Minimal Track system. Cylindrical geometry and essential forms, it stands out for its minimalistic looking and its functionality as it can be orientated in any direction. The black perimeter around its mouth highlights its anti-glare vocation.



POLAR DIAGRAM



CONICAL DIAGRAM



24V SYSTEM

MINIMAL TRACK



MINIMAL TRACK 24V Profile 2m UL

U384-02-00- | N |

2m = 78.74in

MINIMAL TRACK 24V Rubber Cable n x 1m UL

U384-00-01- | N |

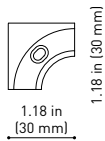
n = Total Length of System
1m = 39.37in

24V | Max. 4A

MINIMAL TRACK 24V Corner 90° 1 Plane UL

U384-00-02- | N |

Cable Length = 1.38in (35mm)



MINIMAL TRACK 24V End Cap UL

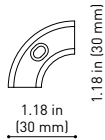
U384-00-05- | N |



MINIMAL TRACK 24V Corner 90° 1 Plane Rounded UL

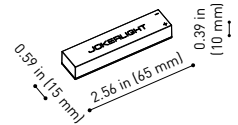
U384-00-03- | N |

Cable Length = 1.38in (35mm)



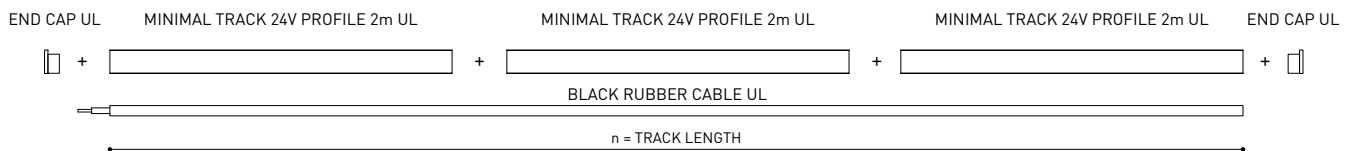
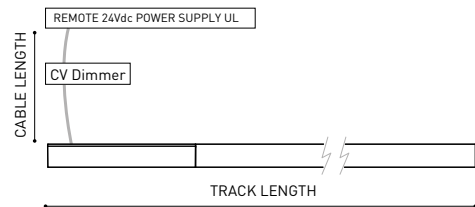
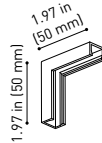
MINIMAL TRACK 24V Connection Box UL

U384-00-06- | N |



MINIMAL TRACK 24V Corner 90° 2 Planes UL

Cable Length = 3.94in (100mm)



COLOUR | N ■ |

DIM OPTIONS PLEASE CONSULT

INSTALLATION GUIDE
<https://youtu.be/AqTIsTcSoGA>



24V SYSTEM

MINIMAL TRACK SUSPENSION



MINIMAL TRACK 24V Suspension UL

Profile 2m

U384-02-00- | N |

Profile 2m Initial feed kit UL

U400-02-10- | N |

Profile 2m Middle feed kit UL*

U400-02-20- | N |

* Unidirectional Middle Feed
2m = 78.74in

MINIMAL TRACK 24V Suspension Corner 90° UL

U400-00-03- | N |

Cable Length = 3.35in (85mm)



MINIMAL TRACK 24V Suspension UL

Rubber Cable n x 1m UL

U400-00-01- | N |

n = Total Length of System
1m = 39.37in

24V | Max. 4A

MINIMAL TRACK 24V Suspension Straight Joiner UL

U400-00-02- | N |

MINIMAL TRACK 24V Suspension Kit UL

U400-02-04- | N |

MINIMAL TRACK 24V Suspension End Caps UL

U400-00-05- | N |

Two End Caps Included



COLOUR | N ■ |

DIM OPTIONS PLEASE CONSULT

24V SYSTEM

MINIMAL TRACK SURFACE & SUSPENSION

| | P | V | D (A x B x C) | |
|---|-------------------|------|---------------|---|
| MINIMAL TRACK 24V Remote Power Supply UL | U384-00-07 | 100W | 24V | 8.16 x 2.97 x 1.30 in 207.2 x 75.4 x 33 mm |

120 & 277 V | 50/60 Hz | NO DIM



| | P | V | D (A x B x C) | |
|--|-------------------|------|---------------|--|
| MINIMAL TRACK 24V Dimmable Power Supply UL* | U010-00-01 | 60W | 24V | 5.83 x 1.68 x 1 in 148.2 x 42.6 x 25.4 mm |
| | U010-00-02 | 100W | 24V | 9.5 x 1.57 x 1 in 241.3 x 39.9 x 25.4 mm |

120 & 277 V | 50/60 Hz | 0-10 V



| | P | V | D (A x B x C) | |
|--|-------------------|------|---------------|--|
| MINIMAL TRACK 24V Constant Voltage Dimmer | U010-00-00 | 144W | 24V | 2.86 x 1.18 x 0.71 in 72.6 x 30 x 18 mm |

24 V | CASAMBI



UL DROP VOLTAGE TABLE

| POWER | CABLE SECTION | CABLE LENGTH | | | |
|-------|---------------|-------------------|--------------------|--------------------|--------------------|
| | | <16.40 ft <5 m | <32.80 ft <10 m | <65.62 ft <20 m | <98.43 ft <30 m |
| 60 W | AWG18 | 98.43 ft 30 m | 98.43 ft 30 m | 65.62 ft 20 m | 32.80 ft 10 m |
| | AWG16 | 98.43 ft 30 m | 98.43 ft 30 m | 98.43 ft 30 m | 65.62 ft 20 m |
| 96 W | AWG18 | 65.62 ft 20 m | 32.80 ft 10 m | X | X |
| | AWG16 | 65.62 ft 20 m | 65.62 ft 20 m | 32.80 ft 10 m | X |

PHASE CUT AND DMX DIM OPTIONS PLEASE CONSLT | *POWER SUPPLY REQUIRES AN ENCLOSURE FOR INSTALLATION. ENCLOSURE NOT PROVIDED