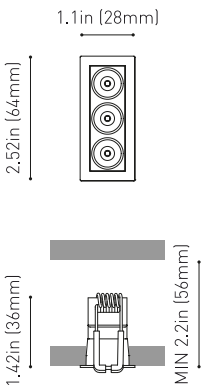


BLACK FOSTER MICRO



DIMENSIONS



PRODUCT

Name	BLACK FOSTER MICRO RECESSED 3 UL 4000K N
Reference	U4141012N
Color	Matt black
Category	CEILING RECESSED

LIGHT SOURCE

Type	LED
Gross luminous flux	Depending on Mounting Accessories Lm
Color temperature	4000 K
Chromatic stability	MacAdam Step 3
Color Rendering Index	CRI>90
Power	Depending on Mounting Accessories W
Current	Depending on Mounting Accessories mA
LED lifespan	L90B10 >60.000h

LIGHTING FIXTURE | PHOTOMETRIC DATA

Lighting efficiency	87%
Light beam angle	37°

LIGHTING FIXTURE | ELECTRICAL DATA

Driver	Requires remote driver
Power values of the system	W
Frequency	Depending on Mounting Accessories
Dimming	Depending on Mounting Accessories

OTHER DATA

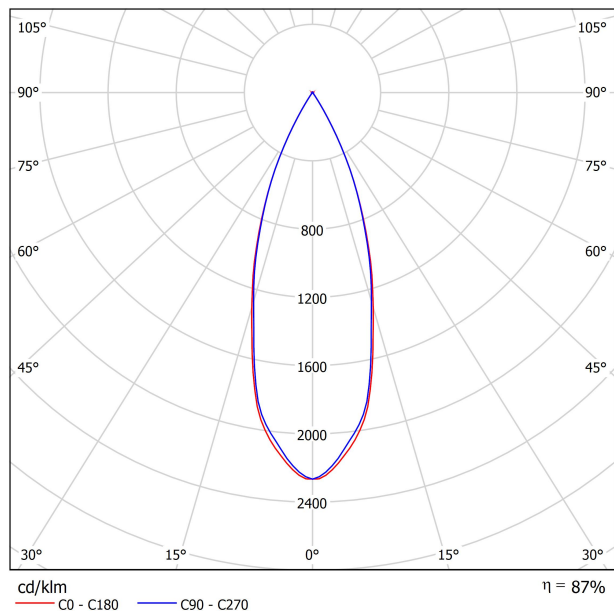
IC Rated	Yes
Environmental location	DAMP
Recess measurements	0.94x2.36 in 24x60
Weight	0.12 lb 55 gr
Packaged weight	0.24 lb 111.2 gr
Packaging dimensions	7.32x2.56x2.13 in 186x65x54 mm
Units per package	1
Materials	Aluminium - Acrylonitrile Butadiene Styrene - Polycarbonate



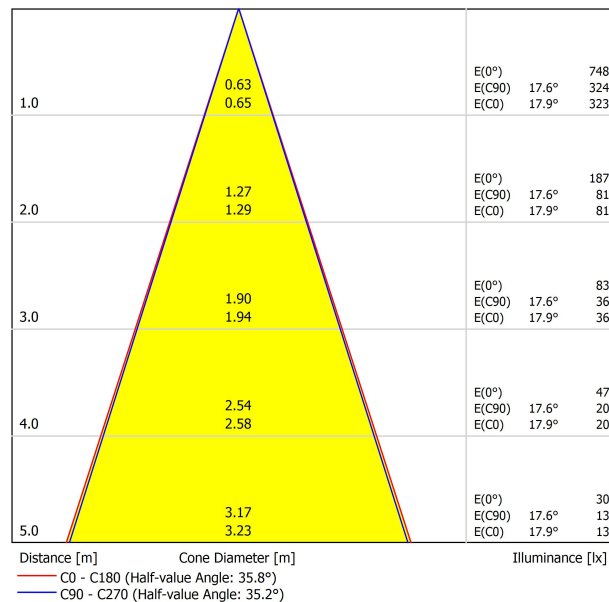
Black Foster Micro is a feat of engineering which brings the acclaimed "The Invisible Black" effect to a hyper-reduced light. Its tiny size and thin trim offer a "trimless visual" aesthetic which combines with its almost imperceptible presence as a result of its compact dimensions. Black Foster Micro is designed for general or accent lighting and can be used in projects that seek ceiling lighting that plays a minimal role.



POLAR DIAGRAM



CONICAL DIAGRAM



UGR

Glare Evaluation According to UGR											
ρ Ceiling		70	70	50	50	30	70	70	50	50	30
ρ Walls		50	30	50	30	30	50	30	50	30	30
ρ Floor		20	20	20	20	20	20	20	20	20	20
Room Size X Y		Viewing direction at right angles to lamp axis					Viewing direction parallel to lamp axis				
2H	2H	-4.3	-3.6	-4.0	-3.4	-3.3	-5.0	-4.3	-4.7	-4.1	-4.0
	3H	-1.2	-0.6	-0.9	-0.4	-0.2	-1.8	-1.2	-1.5	-1.0	-0.7
	4H	0.6	1.1	0.9	1.4	1.6	0.1	0.6	0.4	0.9	1.1
	6H	3.0	3.5	3.3	3.8	4.1	1.9	2.4	2.2	2.7	3.0
	8H	4.0	4.5	4.3	4.8	5.0	3.0	3.5	3.3	3.8	4.1
	12H	5.3	5.8	5.7	6.1	6.4	4.4	4.9	4.7	5.2	5.5
4H	2H	-3.7	-3.1	-3.4	-2.9	-2.6	-4.2	-3.7	-3.9	-3.4	-3.2
	3H	-0.2	0.2	0.1	0.5	0.8	-0.7	-0.3	-0.4	0.0	0.3
	4H	1.8	2.2	2.2	2.5	2.9	1.3	1.6	1.6	2.0	2.3
	6H	4.5	4.8	4.9	5.2	5.6	3.4	3.8	3.8	4.1	4.5
	8H	5.6	5.9	6.0	6.3	6.7	4.6	4.9	5.0	5.3	5.7
	12H	7.1	7.3	7.5	7.7	8.1	6.2	6.4	6.6	6.8	7.3
8H	4H	2.6	2.9	3.0	3.2	3.6	2.1	2.4	2.5	2.8	3.2
	6H	5.4	5.6	5.9	6.1	6.5	4.6	4.8	5.1	5.2	5.7
	8H	6.7	6.9	7.2	7.3	7.8	5.9	6.1	6.4	6.6	7.0
	12H	8.4	8.5	8.9	9.0	9.5	7.7	7.8	8.2	8.3	8.8
12H	4H	2.8	3.0	3.2	3.4	3.9	2.4	2.7	2.8	3.1	3.5
	6H	5.7	5.9	6.2	6.3	6.8	5.0	5.1	5.4	5.6	6.1
	8H	7.1	7.3	7.6	7.7	8.2	6.4	6.6	6.9	7.0	7.5
Variation of the observer position for the luminaire distances S											
S = 1.0H S = 1.5H S = 2.0H		+4.7 / -2.2 +7.4 / -2.5 +9.4 / -2.8					+4.9 / -2.4 +7.6 / -2.7 +9.7 / -3.4				
Standard table		---					---				
Correction Summand		---					---				
Corrected Glare Indices referring to 330lm Total Luminous Flux											