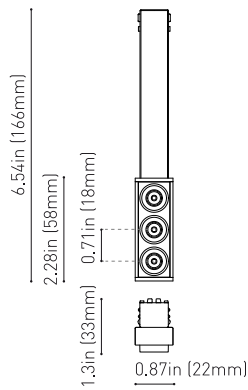




## DIMENSIONS



## ACCESSORIES



BLACK FOSTER CUSTOM  
ACCESSORIES

Name	BLACK FOSTER MICRO CUSTOM MODULE 3 UL DIM DALI 3000K N
Reference	U4511021N
Color	Matt black
Category	CUSTOM SYSTEMS

## PRODUCT

Type	LED
Gross luminous flux	480 Lm
Color temperature	3000 K
Chromatic stability	MacAdam Step 3
Color Rendering Index	CRI>90
Power	4.2 W
Current	500 mA
Efficacy	114 Lm/W
LED lifespan	L90B10 >60.000h

## LIGHT SOURCE

Lighting efficiency	87%
Light beam angle	37°

## LIGHTING FIXTURE | PHOTOMETRIC DATA

Driver	Included
Power values of the system	5,30 W
Dimming	DALI

## LIGHTING FIXTURE | ELECTRICAL DATA

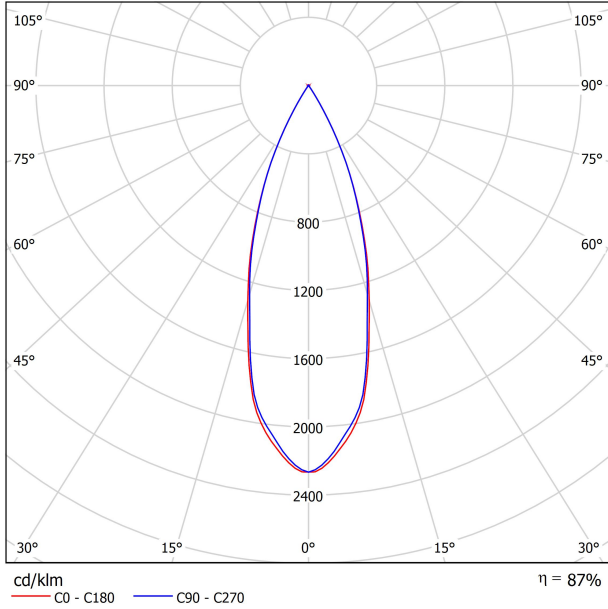
Environmental location	DAMP
Track type	Black Foster Micro Surface Track
Weight	0.18 lb   85 gr
Packaged weight	0.24 lb   110 gr
Packaging dimensions	8.66x1.89x1.93 in   220x48x49 mm
Units per package	1
Materials	Aluminium / Acrylonitrile Butadiene Styrene / Polycarbonate

## OTHER DATA

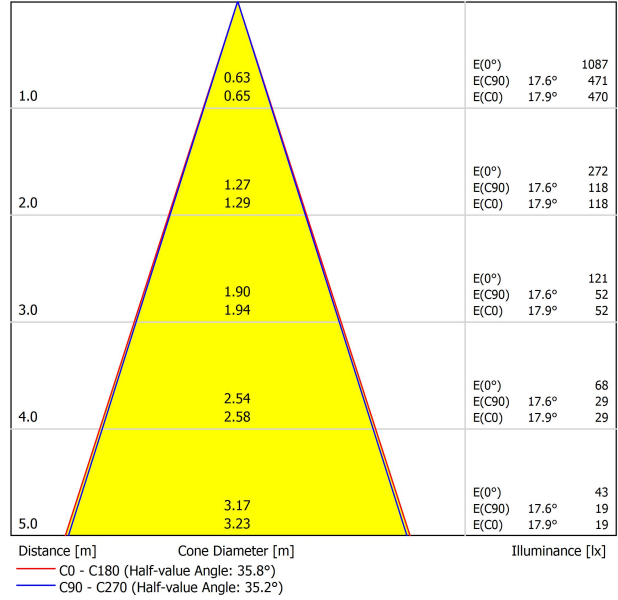


Black Foster Micro is a feat of engineering which brings the acclaimed "The Invisible Black" effect to a hyper-reduced light. Its tiny size and thin trim offer a "trimless visual" aesthetic which combines with its almost imperceptible presence as a result of its compact dimensions. Black Foster Micro is designed for general or accent lighting and can be used in projects that seek ceiling lighting that plays a minimal role.

POLAR DIAGRAM



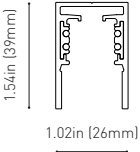
CONICAL DIAGRAM



UGR

Glare Evaluation According to UGR											
ρ Ceiling	70	70	50	50	30	70	70	50	50	30	30
ρ Walls	50	30	50	30	30	50	30	50	30	30	30
ρ Floor	20	20	20	20	20	20	20	20	20	20	20
Room Size X Y		Viewing direction at right angles to lamp axis					Viewing direction parallel to lamp axis				
2H	2H	-3.0	-2.3	-2.7	-2.1	-2.0	-3.7	-3.0	-3.4	-2.8	-2.7
	3H	0.1	0.7	0.4	0.9	1.1	-0.5	0.1	-0.2	0.3	0.6
	4H	1.9	2.4	2.2	2.7	2.9	1.4	1.9	1.7	2.2	2.4
	6H	4.3	4.8	4.6	5.1	5.4	3.2	3.7	3.5	4.0	4.3
	8H	5.3	5.8	5.6	6.1	6.4	4.3	4.8	4.6	5.1	5.4
4H	12H	6.6	7.1	7.0	7.4	7.7	5.7	6.2	6.0	6.5	6.8
	2H	-2.4	-1.8	-2.1	-1.6	-1.3	-2.9	-2.4	-2.6	-2.1	-1.9
	3H	1.1	1.5	1.4	1.8	2.1	0.6	1.0	0.9	1.3	1.6
	4H	3.1	3.5	3.5	3.8	4.2	2.6	2.9	2.9	3.3	3.6
	6H	5.8	6.1	6.2	6.5	6.9	4.7	5.1	5.1	5.4	5.8
8H	8H	6.9	7.2	7.3	7.6	8.0	5.9	6.2	6.3	6.6	7.0
	12H	8.4	8.6	8.8	9.0	9.4	7.5	7.7	7.9	8.1	8.6
	4H	3.9	4.2	4.3	4.5	4.9	3.4	3.7	3.8	4.1	4.5
	6H	6.7	6.9	7.2	7.4	7.8	5.9	6.1	6.4	6.5	7.0
	8H	8.0	8.2	8.5	8.6	9.1	7.2	7.4	7.7	7.9	8.3
12H	12H	9.7	9.8	10.2	10.3	10.8	9.0	9.1	9.5	9.6	10.1
	4H	4.1	4.3	4.5	4.7	5.2	3.7	4.0	4.1	4.4	4.8
	6H	7.0	7.2	7.5	7.6	8.1	6.3	6.4	6.7	6.9	7.4
	8H	8.4	8.6	8.9	9.0	9.5	7.7	7.9	8.2	8.3	8.8
	Variation of the observer position for the luminaire distances S										
S = 1.0H	+4.7 / -2.2					+4.9 / -2.4					
S = 1.5H	+7.4 / -2.5					+7.6 / -2.7					
S = 2.0H	+9.4 / -2.8					+9.7 / -3.4					
Standard table Correction Summand	---					---					
Corrected Glare Indices referring to 480lm Total Luminous Flux											

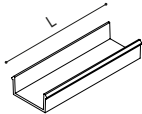
# BLACK FOSTER MICRO CUSTOM UL



BLACK FOSTER MICRO CUSTOM SURFACE	3.28ft (1m) UL	U450-01-00-	NT	WT
BLACK FOSTER MICRO CUSTOM SURFACE	6.56ft (2m) UL	U450-02-00-	NT	WT

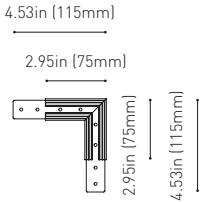
L

BLACK FOSTER MICRO CUSTOM SURFACE	Gap 250 UL	U450-00-01-	N	9.84 in / 250 mm
BLACK FOSTER MICRO CUSTOM SURFACE	Gap 500 UL	U450-00-02-	N	16.69 in / 500 mm
BLACK FOSTER MICRO CUSTOM SURFACE	Gap 1000 UL	U450-00-03-	N	39.37 in / 1000 mm



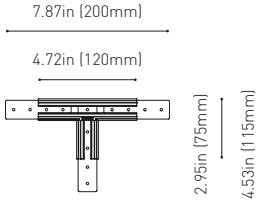
BLACK FOSTER MICRO CUSTOM SURFACE	L-Joint UL	U450-04-00-	NT	WT
BLACK FOSTER MICRO CUSTOM SURFACE	T-Joint UL	U450-05-00-	NT	WT
BLACK FOSTER MICRO CUSTOM SURFACE	X-Joint UL	U450-06-00-	NT	WT

**BLACK FOSTER MICRO CUSTOM SURFACE L-Joint UL**



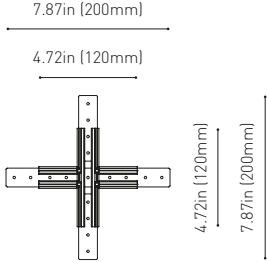
Electrical connection not included

**BLACK FOSTER MICRO CUSTOM SURFACE T-Joint UL**



Electrical connection not included

**BLACK FOSTER MICRO CUSTOM SURFACE X-Joint UL**



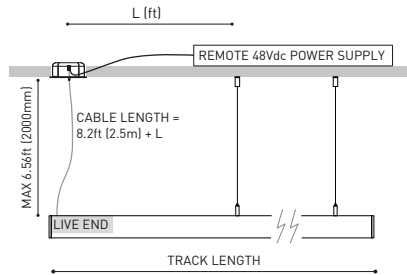
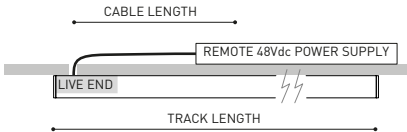
Electrical connection not included

		P	V	D
CONSTANT VOLTAGE	U100-00-78	96 W	48 V	8.16 x 2.97 x 1.30 in
LED POWER SUPPLY				207 x 75.4 x 33 mm

120 & 277V | 50/60 Hz

**UL DROP VOLTAGE TABLE**

	CABLE SECTION	CABLE LENGTH			
		16.40ft 5m	32.80ft 10m	65.62ft 20m	98.43ft 30m
96 W	AWG16	TRACK LENGTH			
		164ft 50m	164ft 50m	131.32ft 40m	82ft 25m



COLOUR | N ■ | NT ■ | WT □ |

# BLACK FOSTER MICRO CUSTOM UL

## BLACK FOSTER MICRO CUSTOM TRACK COMPONENTS



**BLACK FOSTER MICRO CUSTOM SURFACE**  
**End UL**                      **U450-00-04- | N | W |**  
 Cover thickness = 0.12in (3mm)

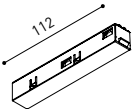


**BLACK FOSTER MICRO CUSTOM SURFACE**  
**End Feed UL**                      **U450-00-05- | N | W |**  
 Cover thickness = 0.12in (3mm)

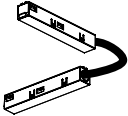


**BLACK FOSTER MICRO CUSTOM SURFACE**  
**Straight Joiner UL**                      **U450-00-06**

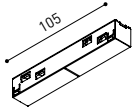
## CONNECTION COMPONENTS



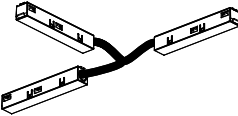
**Live-End Connector 48V**  
**A338-00-01- | N |**



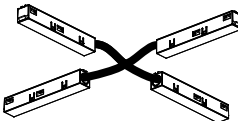
**L-Joint Connector 48V UL**  
**U338-00-12- | N |**



**Central Connector 48V**  
**A338-00-02- | N |**



**T-Joint Connector 48V UL**  
**U450-00-07- | N |**



**X-Joint Connector 48V UL**  
**U450-00-08- | N |**

## SUSPENSION COMPONENTS



**Black Foster Suspension Kit (2 Units) UL**  
**U450-00-09- | NT | WT |**  
**Suggested Mounting accessories quantities**  
 3.28ft (1000mm) - 2 Pcs.  
 6.56ft (2000mm) - 3 Pcs.



**Suspension Feed Kit 48V UL**  
**U338-00-17- | N | W |** 

\*For remote power supply