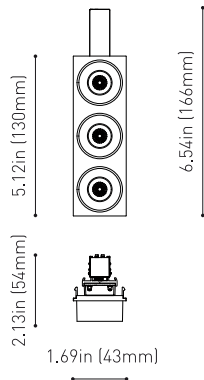




DIMENSIONS



ACCESSORIES



BLACK FOSTER CUSTOM
ACCESSORIES

| | |
|------------------|--|
| Name | BLACK FOSTER CUSTOM MODULE 3 UL FLOOD DIM DALI 2700K NMG |
| Reference | U4533020NMG |
| Color | Black-Metallized gold |
| Category | CUSTOM SYSTEMS |

PRODUCT

| | |
|------------------|--|
| Name | BLACK FOSTER CUSTOM MODULE 3 UL FLOOD DIM DALI 2700K NMG |
| Reference | U4533020NMG |
| Color | Black-Metallized gold |
| Category | CUSTOM SYSTEMS |

LIGHT SOURCE

| | |
|------------------------------|------------------|
| Type | LED |
| Gross luminous flux | 570 Lm |
| Color temperature | 2700 K |
| Chromatic stability | MacAdam Step 3 |
| Color Rendering Index | CRI > 90 |
| Power | 6.3 W |
| Current | 700 mA |
| Efficacy | 100 Lm/W |
| LED lifespan | L80B10 > 60.000h |

LIGHTING FIXTURE | PHOTOMETRIC DATA

| | |
|----------------------------|-----|
| Lighting efficiency | 92% |
| Light beam angle | 38° |

LIGHTING FIXTURE | ELECTRICAL DATA

| | |
|-----------------------------------|----------|
| Driver | Included |
| Power values of the system | 8,40 W |
| Dimming | DALI |

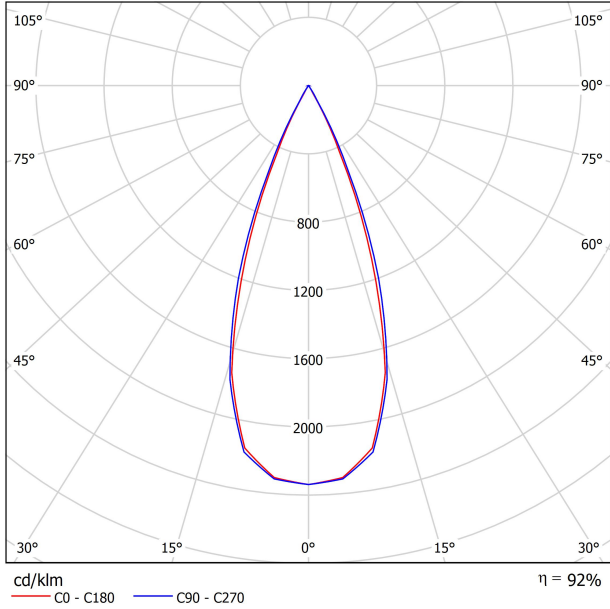
OTHER DATA

| | |
|-------------------------------|---|
| Environmental location | DAMP |
| Track type | Black Foster Custom Surface Track |
| Weight | 0.24 lb 110 gr |
| Packaged weight | 0.39 lb 177 gr |
| Packaging dimensions | 9.72x4.41x1.89 in 247x112x48 mm |
| Units per package | 1 |
| Materials | Aluminium / Acrylonitrile Butadiene Styrene / Polycarbonate |

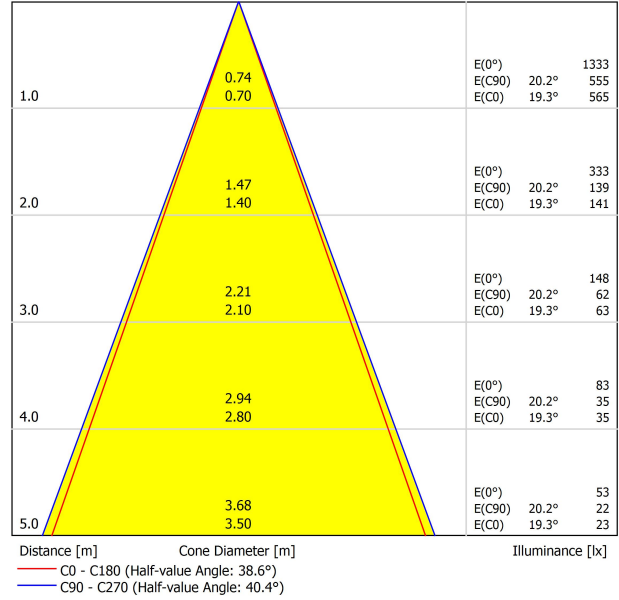


Black Foster is the lighting fixture that transfers the applauded "Invisible Black" effect to a linear system. Black Foster is composed of a series of combinable modules enabling the alternation of segments with light emission and without light emission. However, whether it is ON or OFF, this luminaire always keeps the aesthetics of a perfect dark line. To the observer, it is impossible to distinguish between Black Foster parts that emit light from those that don't. Black Foster's modularity provides a wide range of different combinations, allowing to set up the light emission location as many times as needed, and adapting itself to the requirements of each project in particular.

POLAR DIAGRAM



CONICAL DIAGRAM



UGR

| Glare Evaluation According to UGR | | | | | | | | | | | |
|--|--|-------|-------|-------|-------|---|-------|-------|-------|-------|-------|
| ρ Ceiling | 70 | 70 | 50 | 50 | 30 | 70 | 70 | 50 | 50 | 30 | 30 |
| ρ Walls | 50 | 30 | 50 | 30 | 30 | 50 | 30 | 50 | 30 | 30 | 30 |
| ρ Floor | 20 | 20 | 20 | 20 | 20 | 20 | 20 | 20 | 20 | 20 | 20 |
| Room Size X Y | Viewing direction at right angles to lamp axis | | | | | Viewing direction parallel to lamp axis | | | | | |
| 2H | 2H | -11.7 | -11.0 | -11.4 | -10.9 | -10.7 | -11.8 | -11.1 | -11.5 | -10.9 | -10.7 |
| | 3H | -6.7 | -6.2 | -6.5 | -5.9 | -5.7 | -5.8 | -5.2 | -5.5 | -5.0 | -4.8 |
| | 4H | -3.7 | -3.2 | -3.4 | -2.9 | -2.6 | -2.5 | -1.9 | -2.2 | -1.7 | -1.4 |
| | 6H | -0.3 | 0.2 | 0.0 | 0.5 | 0.8 | 1.1 | 1.6 | 1.4 | 1.9 | 2.2 |
| | 8H | 1.5 | 2.0 | 1.8 | 2.2 | 2.5 | 2.9 | 3.4 | 3.3 | 3.7 | 4.0 |
| 4H | 2H | -10.0 | -9.5 | -9.7 | -9.2 | -9.0 | -10.1 | -9.5 | -9.8 | -9.3 | -9.0 |
| | 3H | -5.0 | -4.5 | -4.6 | -4.2 | -3.9 | -4.2 | -3.8 | -3.9 | -3.5 | -3.2 |
| | 4H | -1.9 | -1.5 | -1.5 | -1.2 | -0.8 | -0.9 | -0.5 | -0.5 | -0.2 | 0.2 |
| | 6H | 1.6 | 1.9 | 2.0 | 2.2 | 2.6 | 2.8 | 3.1 | 3.2 | 3.5 | 3.9 |
| | 8H | 3.4 | 3.7 | 3.8 | 4.1 | 4.5 | 4.7 | 5.0 | 5.1 | 5.4 | 5.8 |
| 8H | 2H | 5.4 | 5.6 | 5.8 | 6.0 | 6.5 | 6.8 | 7.0 | 7.2 | 7.4 | 7.8 |
| | 4H | -0.7 | -0.4 | -0.2 | 0.0 | 0.4 | 0.1 | 0.4 | 0.5 | 0.7 | 1.1 |
| | 6H | 3.0 | 3.2 | 3.4 | 3.6 | 4.0 | 3.9 | 4.2 | 4.4 | 4.6 | 5.0 |
| | 8H | 4.9 | 5.1 | 5.4 | 5.6 | 6.0 | 6.0 | 6.2 | 6.5 | 6.6 | 7.1 |
| | 12H | 7.1 | 7.2 | 7.6 | 7.7 | 8.2 | 8.3 | 8.4 | 8.8 | 8.9 | 9.4 |
| 12H | 4H | -0.1 | 0.1 | 0.3 | 0.5 | 1.0 | 0.4 | 0.7 | 0.9 | 1.1 | 1.5 |
| | 6H | 3.5 | 3.7 | 4.0 | 4.1 | 4.6 | 4.3 | 4.5 | 4.8 | 5.0 | 5.4 |
| | 8H | 5.6 | 5.7 | 6.1 | 6.2 | 6.7 | 6.5 | 6.6 | 7.0 | 7.1 | 7.6 |
| Variation of the observer position for the luminaire distances S | | | | | | | | | | | |
| S = 1.0H | +0.7 / -0.3 | | | | | +1.3 / -0.4 | | | | | |
| S = 1.5H | +1.4 / -0.5 | | | | | +2.7 / -0.7 | | | | | |
| S = 2.0H | +2.4 / -0.8 | | | | | +4.2 / -1.0 | | | | | |
| Standard table Correction Summand | --- | | | | | --- | | | | | |
| Corrected Glare Indices referring to 570lm Total Luminous Flux | | | | | | | | | | | |

BLACK FOSTER CUSTOM UL



| | | | | |
|-----------------------------|----------------|-------------|----|----|
| BLACK FOSTER CUSTOM SURFACE | 3.28ft (1m) UL | U452-01-00- | NT | WT |
| BLACK FOSTER CUSTOM SURFACE | 6.56ft (2m) UL | U452-02-00- | NT | WT |

L

| | | | | |
|---------------------------|------------|-------------|---|-------------------|
| BLACK FOSTER CUSTOM COVER | Gap 250 UL | U452-00-01- | N | 9.84 in / 250 mm |
| BLACK FOSTER CUSTOM COVER | Gap 500 UL | U452-00-02- | N | 16.69 in / 500 mm |



| | | | | |
|-----------------------------|------------|-------------|----|----|
| BLACK FOSTER CUSTOM SURFACE | L-Joint UL | U452-04-00- | NT | WT |
| BLACK FOSTER CUSTOM SURFACE | T-Joint UL | U452-05-00- | NT | WT |
| BLACK FOSTER CUSTOM SURFACE | X-Joint UL | U452-06-00- | NT | WT |

BLACK FOSTER CUSTOM SURFACE L-Joint UL



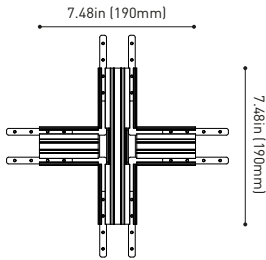
Electrical connection not included

BLACK FOSTER CUSTOM SURFACE T-Joint UL



Electrical connection not included

BLACK FOSTER CUSTOM SURFACE X-Joint UL



Electrical connection not included

P V D

| | | | | |
|------------------|------------|------|------|-----------------------|
| CONSTANT VOLTAGE | U100-00-78 | 96 W | 48 V | 8.16 x 2.97 x 1.30 in |
| LED POWER SUPPLY | | | | 207 x 75.4 x 33 mm |

120 & 277V | 50/60 Hz



UL DROP VOLTAGE TABLE

| POWER | CABLE SECTION | CABLE LENGTH | | | |
|-------|---------------|---------------|----------------|-----------------|----------------|
| | | 16.40ft 5m | 32.80ft 10m | 65.62ft 20m | 98.43ft 30m |
| 96 W | AWG16 | TRACK LENGTH | | | |
| | | 164ft 50m | 164ft 50m | 131.32ft 40m | 82ft 25m |

COLOUR | N ■ | NT ■ | WT □ |

BLACK FOSTER CUSTOM UL

BLACK FOSTER CUSTOM TRACK COMPONENTS



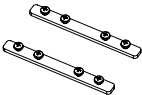
BLACK FOSTER CUSTOM SURFACE
End UL U452-00-03- | N | W |

Cover thickness = 0.12in (3mm)



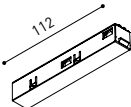
BLACK FOSTER CUSTOM SURFACE
End Feed UL U452-00-04- | N | W |

Cover thickness = 0.12in (3mm)



BLACK FOSTER CUSTOM SURFACE
Straight Joiner UL U452-00-05

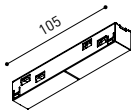
CONNECTION COMPONENTS



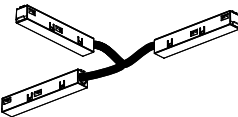
Live-End Connector 48V
 A338-00-01- | N |



L-Joint Connector 48V UL
 U338-00-12- | N |



Central Connector 48V
 A338-00-02- | N |



T-Joint Connector 48V UL
 U450-00-07- | N |



X-Joint Connector 48V UL
 U450-00-08- | N |

SUSPENSION COMPONENTS



Black Foster Suspension Kit (2 Units) UL
 U450-00-09- | NT | WT |

Suggested Mounting accessories quantities
 3.28ft (1000mm) - 2 Pcs.
 6.56ft (2000mm) - 3 Pcs.



Suspension Feed Kit 48V UL
 U338-00-17- | N | W |



*For remote power supply