



## DIMENSIONS



## ACCESSORIES



BLACK FOSTER CUSTOM ACCESSORIES

<b>Name</b>	BLACK FOSTER CUSTOM MODULE 10 UL SPOT DIM 0/10V 2700K NMG
<b>Reference</b>	U4535110NMG
<b>Color</b>	Black-Metallized gold
<b>Category</b>	CUSTOM SYSTEMS

## PRODUCT

<b>Name</b>	BLACK FOSTER CUSTOM MODULE 10 UL SPOT DIM 0/10V 2700K NMG
<b>Reference</b>	U4535110NMG
<b>Color</b>	Black-Metallized gold
<b>Category</b>	CUSTOM SYSTEMS

## LIGHT SOURCE

<b>Type</b>	LED
<b>Gross luminous flux</b>	2100 Lm
<b>Color temperature</b>	2700 K
<b>Chromatic stability</b>	MacAdam Step 3
<b>Color Rendering Index</b>	CRI > 90
<b>Power</b>	21 W
<b>Current</b>	700 mA
<b>Efficacy</b>	100 Lm/W
<b>LED lifespan</b>	L80B10 > 60.000h

## LIGHTING FIXTURE | PHOTOMETRIC DATA

<b>Lighting efficiency</b>	90%
<b>Light beam angle</b>	19°

## LIGHTING FIXTURE | ELECTRICAL DATA

<b>Driver</b>	Included
<b>Power values of the system</b>	23,70 W
<b>Dimming</b>	0-10V

## OTHER DATA

<b>Environmental location</b>	DAMP
<b>Track type</b>	Black Foster Custom Surface Track
<b>Weight</b>	0.66 lb   300 gr
<b>Packaged weight</b>	0.88 lb   403 gr
<b>Packaging dimensions</b>	18.19x4.41x1.89 in   462x112x48 mm
<b>Units per package</b>	1
<b>Materials</b>	Aluminium / Acrylonitrile Butadiene Styrene / Polycarbonate

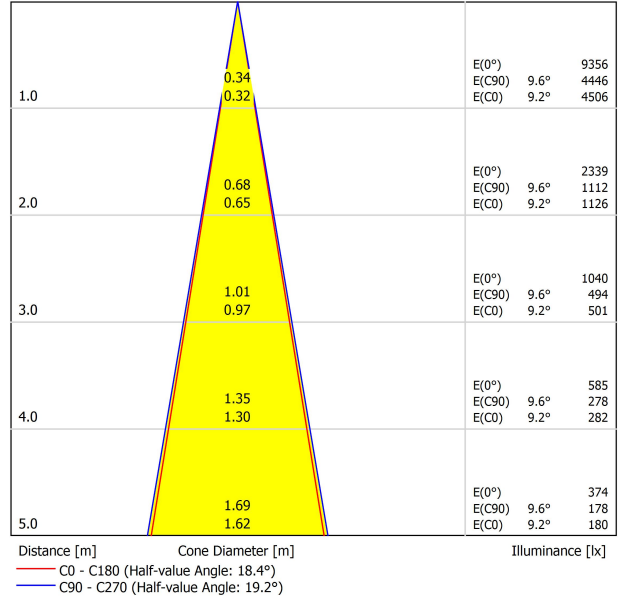


Black Foster is the lighting fixture that transfers the applauded "Invisible Black" effect to a linear system. Black Foster is composed of a series of combinable modules enabling the alternation of segments with light emission and without light emission. However, whether it is ON or OFF, this luminaire always keeps the aesthetics of a perfect dark line. To the observer, it is impossible to distinguish between Black Foster parts that emit light from those that don't. Black Foster's modularity provides a wide range of different combinations, allowing to set up the light emission location as many times as needed, and adapting itself to the requirements of each project in particular.

POLAR DIAGRAM



CONICAL DIAGRAM



UGR

Glare Evaluation According to UGR											
ρ Ceiling		70	70	50	50	30	70	70	50	50	30
ρ Walls		50	30	50	30	30	50	30	50	30	30
ρ Floor		20	20	20	20	20	20	20	20	20	20
Room Size X Y		Viewing direction at right angles to lamp axis					Viewing direction parallel to lamp axis				
2H	2H	1.8	2.5	2.1	2.7	2.9	2.7	3.3	2.9	3.5	3.7
	3H	5.3	5.9	5.6	6.2	6.4	6.6	7.2	6.8	7.4	7.6
	4H	7.3	7.9	7.6	8.1	8.4	8.4	9.0	8.7	9.2	9.5
	6H	9.5	10.1	9.8	10.3	10.6	10.7	11.2	11.0	11.5	11.8
	8H	10.7	11.2	11.0	11.5	11.8	11.9	12.4	12.3	12.7	13.0
4H	2H	3.2	3.8	3.5	4.0	4.3	3.7	4.3	4.0	4.6	4.8
	3H	6.9	7.4	7.3	7.7	8.0	7.8	8.3	8.1	8.6	8.9
	4H	9.0	9.4	9.4	9.7	10.1	9.8	10.2	10.2	10.6	10.9
	6H	11.3	11.6	11.7	12.0	12.4	12.2	12.6	12.6	12.9	13.3
	8H	12.5	12.8	12.9	13.2	13.6	13.6	13.9	14.0	14.3	14.7
8H	2H	14.0	14.2	14.4	14.6	15.1	15.1	15.4	15.5	15.8	16.2
	4H	10.0	10.3	10.4	10.7	11.1	10.6	10.9	11.0	11.3	11.7
	6H	12.4	12.7	12.9	13.1	13.5	13.2	13.4	13.6	13.8	14.3
	8H	13.8	14.0	14.3	14.5	14.9	14.7	14.9	15.2	15.4	15.8
	12H	15.5	15.6	16.0	16.1	16.6	16.5	16.6	17.0	17.1	17.6
12H	4H	10.2	10.5	10.7	10.9	11.3	10.8	11.0	11.2	11.4	11.9
	6H	12.8	13.0	13.3	13.4	13.9	13.5	13.7	13.9	14.1	14.6
	8H	14.3	14.5	14.8	15.0	15.4	15.1	15.3	15.6	15.7	16.2
Variation of the observer position for the luminaire distances S											
S = 1.0H		+0.2 / -0.1					+0.2 / -0.1				
S = 1.5H		+0.3 / -0.3					+0.3 / -0.3				
S = 2.0H		+0.5 / -0.5					+0.5 / -0.5				
Standard table Correction Summand		---					---				
Corrected Glare Indices referring to 1900lm Total Luminous Flux											

# BLACK FOSTER CUSTOM UL



BLACK FOSTER CUSTOM SURFACE	3.28ft (1m) UL	U452-01-00-	NT	WT
BLACK FOSTER CUSTOM SURFACE	6.56ft (2m) UL	U452-02-00-	NT	WT

BLACK FOSTER CUSTOM COVER	Gap 250 UL	U452-00-01-	N	9.84 in / 250 mm
BLACK FOSTER CUSTOM COVER	Gap 500 UL	U452-00-02-	N	16.69 in / 500 mm

L



BLACK FOSTER CUSTOM SURFACE	L-Joint UL	U452-04-00-	NT	WT
BLACK FOSTER CUSTOM SURFACE	T-Joint UL	U452-05-00-	NT	WT
BLACK FOSTER CUSTOM SURFACE	X-Joint UL	U452-06-00-	NT	WT

**BLACK FOSTER CUSTOM SURFACE**  
L-Joint UL



Electrical connection not included

**BLACK FOSTER CUSTOM SURFACE**  
T-Joint UL



Electrical connection not included

**BLACK FOSTER CUSTOM SURFACE**  
X-Joint UL



Electrical connection not included

P V D

CONSTANT VOLTAGE	U100-00-78	96 W	48 V	8.16 x 2.97 x 1.30 in
LED POWER SUPPLY				207 x 75.4 x 33 mm

120 & 277V | 50/60 Hz



**UL DROP**  
VOLTAGE TABLE

POWER	CABLE SECTION	CABLE LENGTH			
		16.40ft 5m	32.80ft 10m	65.62ft 20m	98.43ft 30m
96 W	AWG16	TRACK LENGTH			
		164ft 50m	164ft 50m	131.32ft 40m	82ft 25m

COLOUR | N ■ | NT ■ | WT □ |

# BLACK FOSTER CUSTOM UL

## BLACK FOSTER CUSTOM TRACK COMPONENTS



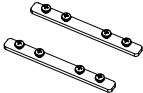
**BLACK FOSTER CUSTOM SURFACE**  
**End UL** U452-00-03- | N | W |

Cover thickness = 0.12in (3mm)



**BLACK FOSTER CUSTOM SURFACE**  
**End Feed UL** U452-00-04- | N | W |

Cover thickness = 0.12in (3mm)



**BLACK FOSTER CUSTOM SURFACE**  
**Straight Joiner UL** U452-00-05

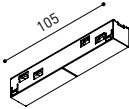
## CONNECTION COMPONENTS



**Live-End Connector 48V**  
 A338-00-01- | N |



**L-Joint Connector 48V UL**  
 U338-00-12- | N |



**Central Connector 48V**  
 A338-00-02- | N |



**T-Joint Connector 48V UL**  
 U450-00-07- | N |



**X-Joint Connector 48V UL**  
 U450-00-08- | N |

## SUSPENSION COMPONENTS



**Black Foster Suspension Kit (2 Units) UL**  
 U450-00-09- | NT | WT |

**Suggested Mounting accessories quantities**  
 3.28ft (1000mm) - 2 Pcs.  
 6.56ft (2000mm) - 3 Pcs.



**Suspension Feed Kit 48V UL**  
 U338-00-17- | N | W |



\*For remote power supply