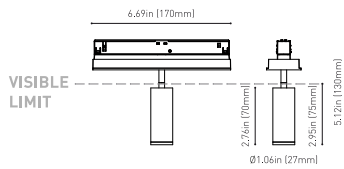


## DIMENSIONS



## ACCESSORIES



BLACK FOSTER CUSTOM  
ACCESSORIES

## PRODUCT

**Name** BLACK FOSTER CUSTOM MODULE FIT 27 UL 22° DIM 0/10V 4000K WT

**Reference** U4540112WT

**Color** Textured white

**Category** CUSTOM SYSTEMS

## LIGHT SOURCE

**Type** LED

**Gross luminous flux** 640 Lm

**Color temperature** 4000 K

**Chromatic stability** MacAdam Step 2

**Color Rendering Index** CRI > 90

**Power** 5,5 W

**Current** 500 mA

**Efficacy** 116 Lm/W

**LED lifespan** L80B10 > 60.000h

## LIGHTING FIXTURE | PHOTOMETRIC DATA

**Lighting efficiency** 84%

**Light beam angle** 22°

## LIGHTING FIXTURE | ELECTRICAL DATA

**Driver** Included

**Power values of the system** 7,00 W

**Dimming** 0-10V

## OTHER DATA

**Environmental location** DAMP

**Swivel angle** 90°

**Rotation angle** 355°

**Track type** Black Foster Custom Surface Track

**Weight** 0.35 lb | 160 gr

**Packaged weight** 0.47 lb | 217 gr

**Packaging dimensions** 8.27x4.41x2.13 in | 210x112x54 mm

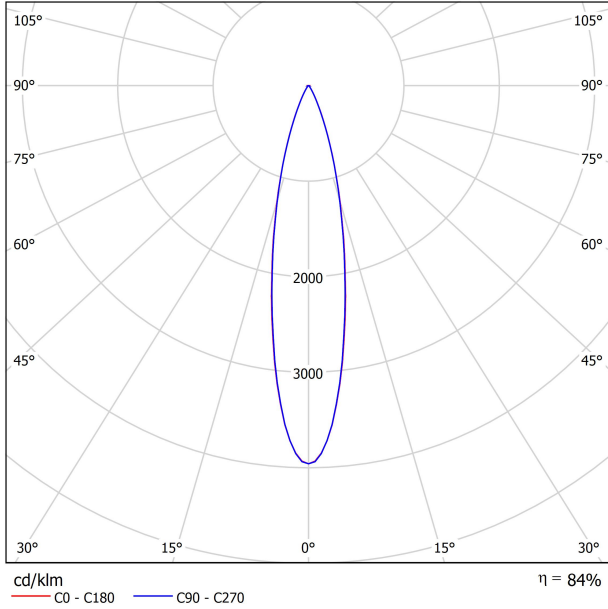
**Units per package** 1

**Materials** Aluminium / Polycarbonate

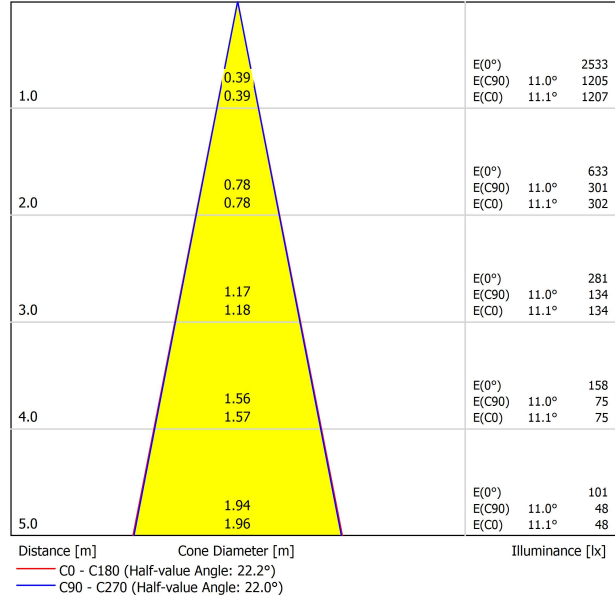


Fit 27 is a projector for the Black Foster custom system. Cylindrical geometry and essential forms, it stands out for its minimalistic looking and its functionality as it can be orientated in any direction. The black perimeter around its mouth highlights its anti-glare vocation.

POLAR DIAGRAM



CONICAL DIAGRAM



UGR

Glare Evaluation According to UGR											
ρ Ceiling	70	70	50	50	30	70	70	50	50	30	30
ρ Walls	50	30	50	30	30	50	30	50	30	30	30
ρ Floor	20	20	20	20	20	20	20	20	20	20	20
Room Size X Y		Viewing direction at right angles to lamp axis					Viewing direction parallel to lamp axis				
2H	2H	11.6	12.3	11.9	12.5	12.7	11.7	12.4	12.0	12.6	12.8
	3H	12.9	13.5	13.2	13.8	14.0	13.2	13.8	13.5	14.1	14.3
	4H	14.0	14.6	14.3	14.8	15.1	14.1	14.7	14.4	15.0	15.2
	6H	15.0	15.5	15.3	15.8	16.1	15.0	15.6	15.4	15.8	16.1
	8H	15.6	16.1	16.0	16.4	16.7	15.6	16.1	15.9	16.4	16.7
4H	2H	12.1	12.7	12.4	12.9	13.2	12.2	12.8	12.5	13.0	13.3
	3H	13.7	14.2	14.1	14.5	14.8	14.0	14.5	14.3	14.8	15.1
	4H	15.0	15.4	15.4	15.8	16.1	15.1	15.5	15.4	15.8	16.2
	6H	16.2	16.6	16.6	16.9	17.3	16.2	16.6	16.6	16.9	17.3
	8H	17.0	17.3	17.4	17.7	18.1	16.9	17.2	17.4	17.6	18.0
8H	2H	18.0	18.3	18.4	18.7	19.1	18.0	18.3	18.4	18.7	19.1
	4H	15.5	15.8	15.9	16.1	16.5	15.5	15.8	15.9	16.2	16.6
	6H	17.0	17.2	17.4	17.6	18.1	17.0	17.2	17.4	17.6	18.1
	8H	18.0	18.2	18.5	18.6	19.1	17.9	18.1	18.4	18.5	19.0
	12H	19.2	19.4	19.7	19.9	20.3	19.2	19.4	19.7	19.8	20.3
12H	4H	15.6	15.8	16.0	16.2	16.7	15.6	15.9	16.1	16.3	16.7
	6H	17.2	17.4	17.7	17.9	18.3	17.2	17.4	17.7	17.9	18.3
	8H	18.3	18.5	18.8	19.0	19.5	18.3	18.4	18.8	18.9	19.4
Variation of the observer position for the luminaire distances S											
S = 1.0H	+1.3 / -0.6					+1.3 / -0.5					
S = 1.5H	+2.8 / -0.8					+2.7 / -0.8					
S = 2.0H	+4.3 / -1.3					+4.2 / -1.2					
Standard table Correction Summand	---					---					
Corrected Glare Indices referring to 640lm Total Luminous Flux											

BLACK FOSTER CUSTOM UL



BLACK FOSTER CUSTOM SURFACE	3.28ft (1m) UL	U452-01-00-	NT	WT
BLACK FOSTER CUSTOM SURFACE	6.56ft (2m) UL	U452-02-00-	NT	WT

BLACK FOSTER CUSTOM COVER	Gap 250 UL	U452-00-01-	N	9.84 in / 250 mm
BLACK FOSTER CUSTOM COVER	Gap 500 UL	U452-00-02-	N	16.69 in / 500 mm

L



BLACK FOSTER CUSTOM SURFACE	L-Joint UL	U452-04-00-	NT	WT
BLACK FOSTER CUSTOM SURFACE	T-Joint UL	U452-05-00-	NT	WT
BLACK FOSTER CUSTOM SURFACE	X-Joint UL	U452-06-00-	NT	WT

BLACK FOSTER CUSTOM SURFACE  
L-Joint UL



Electrical connection not included

BLACK FOSTER CUSTOM SURFACE  
T-Joint UL



Electrical connection not included

BLACK FOSTER CUSTOM SURFACE  
X-Joint UL



Electrical connection not included

P V D

CONSTANT VOLTAGE	U100-00-78	96 W	48 V	8.16 x 2.97 x 1.30 in
LED POWER SUPPLY				207 x 75.4 x 33 mm

120 & 277V | 50/60 Hz



UL DROP  
VOLTAGE TABLE

POWER	CABLE SECTION	CABLE LENGTH			
		16.40ft 5m	32.80ft 10m	65.62ft 20m	98.43ft 30m
96 W	AWG16	TRACK LENGTH			
		164ft 50m	164ft 50m	131.32ft 40m	82ft 25m

COLOUR | N ■ | NT ■ | WT □

# BLACK FOSTER CUSTOM UL

## BLACK FOSTER CUSTOM TRACK COMPONENTS



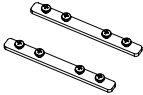
**BLACK FOSTER CUSTOM SURFACE**  
**End UL** U452-00-03- | N | W |

Cover thickness = 0.12in (3mm)



**BLACK FOSTER CUSTOM SURFACE**  
**End Feed UL** U452-00-04- | N | W |

Cover thickness = 0.12in (3mm)



**BLACK FOSTER CUSTOM SURFACE**  
**Straight Joiner UL** U452-00-05

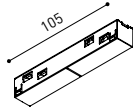
## CONNECTION COMPONENTS



**Live-End Connector 48V**  
 A338-00-01- | N |



**L-Joint Connector 48V UL**  
 U338-00-12- | N |



**Central Connector 48V**  
 A338-00-02- | N |



**T-Joint Connector 48V UL**  
 U450-00-07- | N |



**X-Joint Connector 48V UL**  
 U450-00-08- | N |

## SUSPENSION COMPONENTS



**Black Foster Suspension Kit (2 Units) UL**  
 U450-00-09- | NT | WT |

**Suggested Mounting accessories quantities**  
 3.28ft (1000mm) - 2 Pcs.  
 6.56ft (2000mm) - 3 Pcs.



**Suspension Feed Kit 48V UL**  
 U338-00-17- | N | W |



\*For remote power supply