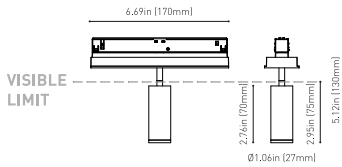


DIMENSIONS



ACCESSORIES



BLACK FOSTER CUSTOM
ACCESSORIES

PRODUCT

Name BLACK FOSTER CUSTOM MODULE FIT 27 UL 46° DIM 0/10V 3000K NT

Reference U4540131NT

Color Textured black

Category CUSTOM SYSTEMS

LIGHT SOURCE

Type LED

Gross luminous flux 600 Lm

Color temperature 3000 K

Chromatic stability MacAdam Step 2

Color Rendering Index CRI > 90

Power 5,5 W

Current 500 mA

Efficacy 109 Lm/W

LED lifespan L80B10 > 60.000h

LIGHTING FIXTURE | PHOTOMETRIC DATA

Lighting efficiency 81%

Light beam angle 46°

LIGHTING FIXTURE | ELECTRICAL DATA

Driver Included

Power values of the system 7,00 W

Dimming 0-10V

OTHER DATA

Environmental location DAMP

Swivel angle 90°

Rotation angle 355°

Track type Black Foster Custom Surface Track

Weight 0.35 lb | 160 gr

Packaged weight 0.47 lb | 217 gr

Packaging dimensions 8.27x4.41x2.13 in | 210x112x54 mm

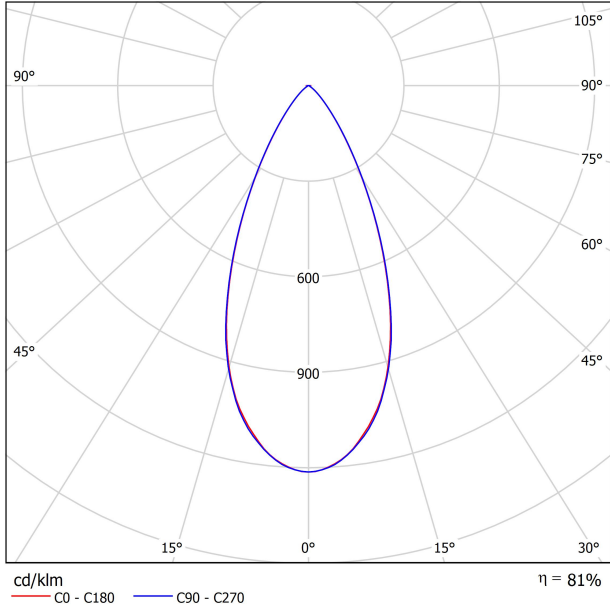
Units per package 1

Materials Aluminium / Polycarbonate

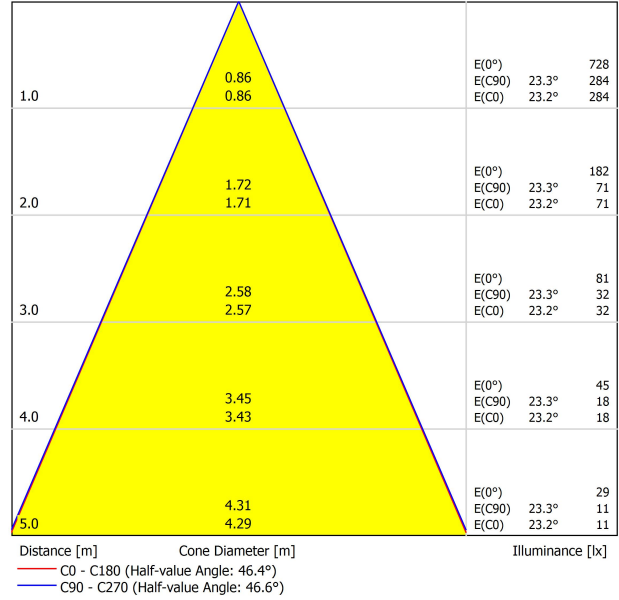


Fit 27 is a projector for the Black Foster custom system. Cylindrical geometry and essential forms, it stands out for its minimalistic looking and its functionality as it can be orientated in any direction. The black perimeter around its mouth highlights its anti-glare vocation.

POLAR DIAGRAM



CONICAL DIAGRAM



UGR

Glare Evaluation According to UGR												
ρ Ceiling		70	70	50	50	30	70	70	50	50	30	
ρ Walls		50	30	50	30	30	50	30	50	30	30	
ρ Floor		20	20	20	20	20	20	20	20	20	20	
Room Size X Y		Viewing direction at right angles to lamp axis					Viewing direction parallel to lamp axis					
2H	2H	12.9	13.6	13.1	13.8	14.0	13.3	14.0	13.6	14.2	14.4	
	3H	13.0	13.7	13.3	13.9	14.1	13.4	14.1	13.7	14.3	14.6	
	4H	13.2	13.8	13.5	14.1	14.3	13.6	14.2	13.9	14.4	14.7	
	6H	13.4	14.0	13.8	14.3	14.6	13.8	14.3	14.1	14.6	14.9	
	8H	13.6	14.1	14.0	14.4	14.7	13.9	14.4	14.2	14.7	15.0	
4H	2H	12.8	13.4	13.1	13.7	14.0	13.3	13.9	13.6	14.1	14.4	
	3H	13.1	13.6	13.4	13.9	14.2	13.5	14.0	13.8	14.3	14.6	
	4H	13.4	13.8	13.7	14.1	14.5	13.7	14.1	14.1	14.5	14.8	
	6H	13.8	14.2	14.2	14.5	14.9	14.1	14.4	14.5	14.8	15.2	
	8H	14.1	14.4	14.5	14.8	15.2	14.3	14.6	14.7	15.0	15.4	
8H	2H	14.5	14.8	14.9	15.2	15.6	14.7	15.0	15.2	15.4	15.8	
	4H	13.5	13.8	13.9	14.2	14.6	13.8	14.1	14.2	14.5	14.9	
	6H	14.1	14.3	14.5	14.7	15.2	14.3	14.5	14.7	14.9	15.4	
	8H	14.5	14.7	14.9	15.1	15.6	14.7	14.9	15.1	15.3	15.8	
	12H	15.1	15.2	15.6	15.7	16.2	15.3	15.4	15.8	15.9	16.4	
12H	4H	13.5	13.8	13.9	14.2	14.6	13.8	14.1	14.2	14.5	14.9	
	6H	14.1	14.3	14.6	14.8	15.3	14.3	14.6	14.8	15.0	15.5	
	8H	14.6	14.8	15.1	15.2	15.7	14.8	15.0	15.3	15.4	15.9	
	Variation of the observer position for the luminaire distances S											
	S = 1.0H	+3.8 / -6.3					+3.8 / -6.2					
S = 1.5H	+6.5 / -9.2					+6.5 / -9.1						
S = 2.0H	+8.5 / -10.3					+8.5 / -10.2						
Standard table	BK00					BK00						
Correction Summand	5.7					5.7						
Corrected Glare Indices referring to 600lm Total Luminous Flux												

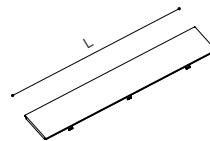
BLACK FOSTER CUSTOM UL



BLACK FOSTER CUSTOM SURFACE	3.28ft (1m) UL	U452-01-00-	NT	WT
BLACK FOSTER CUSTOM SURFACE	6.56ft (2m) UL	U452-02-00-	NT	WT

BLACK FOSTER CUSTOM COVER	Gap 250 UL	U452-00-01-	N	9.84 in / 250 mm
BLACK FOSTER CUSTOM COVER	Gap 500 UL	U452-00-02-	N	16.69 in / 500 mm

L



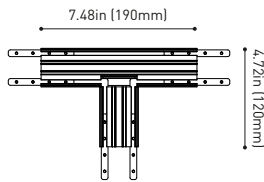
BLACK FOSTER CUSTOM SURFACE	L-Joint UL	U452-04-00-	NT	WT
BLACK FOSTER CUSTOM SURFACE	T-Joint UL	U452-05-00-	NT	WT
BLACK FOSTER CUSTOM SURFACE	X-Joint UL	U452-06-00-	NT	WT

BLACK FOSTER CUSTOM SURFACE
L-Joint UL



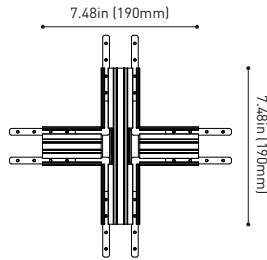
Electrical connection not included

BLACK FOSTER CUSTOM SURFACE
T-Joint UL



Electrical connection not included

BLACK FOSTER CUSTOM SURFACE
X-Joint UL

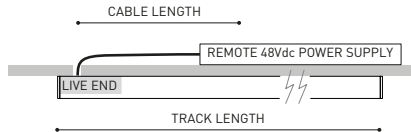


Electrical connection not included

P V D

CONSTANT VOLTAGE	U100-00-78	96 W	48 V	8.16 x 2.97 x 1.30 in
LED POWER SUPPLY				207 x 75.4 x 33 mm

120 & 277V | 50/60 Hz



UL DROP
VOLTAGE TABLE

POWER	CABLE SECTION	CABLE LENGTH			
		16.40ft 5m	32.80ft 10m	65.62ft 20m	98.43ft 30m
96 W	AWG16	TRACK LENGTH			
		164ft 50m	164ft 50m	131.32ft 40m	82ft 25m

COLOUR | N ■ | NT ■ | WT □ |

BLACK FOSTER CUSTOM UL

BLACK FOSTER CUSTOM TRACK COMPONENTS



BLACK FOSTER CUSTOM SURFACE
End UL U452-00-03- | N | W |

Cover thickness = 0.12in (3mm)



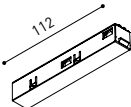
BLACK FOSTER CUSTOM SURFACE
End Feed UL U452-00-04- | N | W |

Cover thickness = 0.12in (3mm)

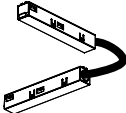


BLACK FOSTER CUSTOM SURFACE
Straight Joiner UL U452-00-05

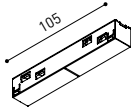
CONNECTION COMPONENTS



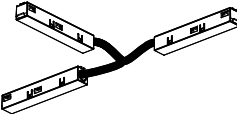
Live-End Connector 48V
 A338-00-01- | N |



L-Joint Connector 48V UL
 U338-00-12- | N |



Central Connector 48V
 A338-00-02- | N |



T-Joint Connector 48V UL
 U450-00-07- | N |



X-Joint Connector 48V UL
 U450-00-08- | N |

SUSPENSION COMPONENTS



Black Foster Suspension Kit (2 Units) UL
 U450-00-09- | NT | WT |

Suggested Mounting accessories quantities
 3.28ft (1000mm) - 2 Pcs.
 6.56ft (2000mm) - 3 Pcs.



Suspension Feed Kit 48V UL
 U338-00-17- | N | W |



*For remote power supply