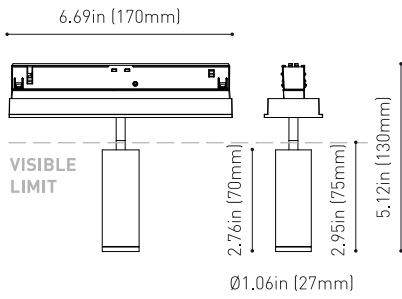




DIMENSIONS



ACCESSORIES



BLACK FOSTER CUSTOM ACCESSORIES

PRODUCT

Name

BLACK FOSTER CUSTOM MODULE FIT 27 UL 37° DIM DALI 2700K G

Reference

U4540220G

Color

Gold

Category

CUSTOM SYSTEMS

LIGHT SOURCE

Type

LED

Gross luminous flux

550 Lm

Color temperature

2700 K

Chromatic stability

MacAdam Step 2

Color Rendering Index

CRI > 90

Power

5.5 W

Current

500 mA

Efficacy

100 Lm/W

LED lifespan

L80B10 > 60.000h

LIGHTING FIXTURE | PHOTOMETRIC DATA

Lighting efficiency

82%

Light beam angle

37°

LIGHTING FIXTURE | ELECTRICAL DATA

Driver

Included

Power values of the system

7,00 W

Dimming

DALI

OTHER DATA

Environmental location

DAMP

Swivel angle

90°

Rotation angle

355°

Track type

Black Foster Custom Surface Track

Weight

0.35 lb | 160 gr

Packaged weight

0.47 lb | 217 gr

Packaging dimensions

8.27x4.41x2.13 in | 210x112x54 mm

Units per package

1

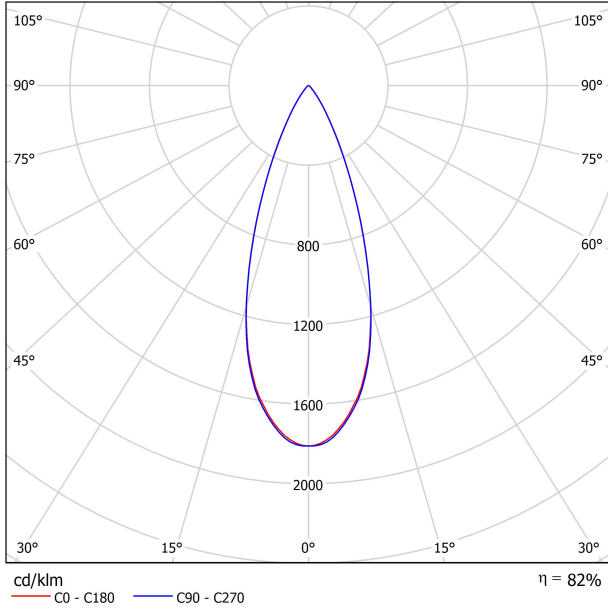
Materials

Aluminium / Polycarbonate

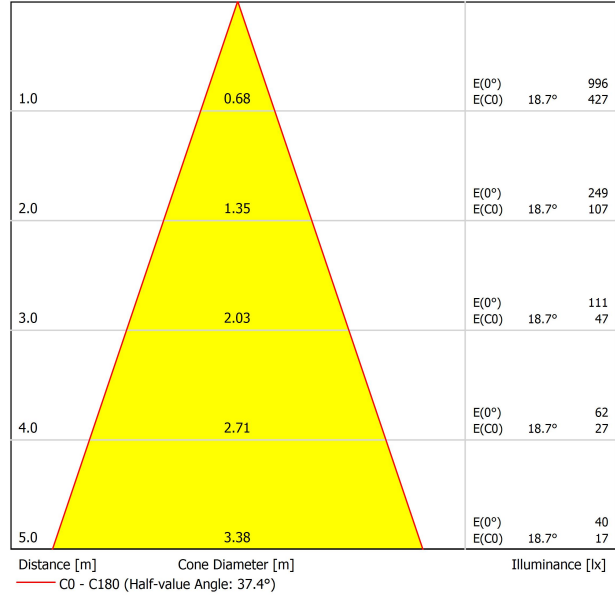


Fit 27 is a projector for the Black Foster custom system. Cylindrical geometry and essential forms, it stands out for its minimalistic looking and its functionality as it can be orientated in any direction. The black perimeter around its mouth highlights its anti-glare vocation.

POLAR DIAGRAM



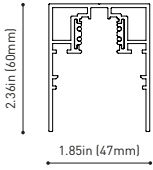
CONICAL DIAGRAM



UGR

| Glare Evaluation According to UGR | | | | | | | | | | | |
|--|-------------|--|------|------|------|-------------|---|------|------|------|------|
| ρ Ceiling | 70 | 70 | 50 | 50 | 30 | 70 | 70 | 50 | 50 | 30 | |
| ρ Walls | 50 | 30 | 50 | 30 | 30 | 50 | 30 | 50 | 30 | 30 | |
| ρ Floor | 20 | 20 | 20 | 20 | 20 | 20 | 20 | 20 | 20 | 20 | |
| Room Size X Y | | Viewing direction at right angles to lamp axis | | | | | Viewing direction parallel to lamp axis | | | | |
| 2H | 2H | 12.0 | 12.7 | 12.3 | 12.9 | 13.1 | 12.2 | 12.9 | 12.4 | 13.1 | 13.3 |
| | 3H | 12.7 | 13.3 | 12.9 | 13.5 | 13.7 | 12.6 | 13.3 | 12.9 | 13.5 | 13.7 |
| | 4H | 12.9 | 13.5 | 13.2 | 13.8 | 14.0 | 13.0 | 13.5 | 13.3 | 13.8 | 14.1 |
| | 6H | 13.3 | 13.9 | 13.7 | 14.2 | 14.4 | 13.4 | 13.9 | 13.7 | 14.2 | 14.5 |
| | 8H | 13.6 | 14.1 | 14.0 | 14.4 | 14.7 | 13.7 | 14.2 | 14.0 | 14.5 | 14.8 |
| 12H | 14.0 | 14.5 | 14.4 | 14.8 | 15.1 | 14.1 | 14.6 | 14.5 | 14.9 | 15.2 | |
| 4H | 2H | 12.2 | 12.8 | 12.5 | 13.1 | 13.3 | 12.4 | 12.9 | 12.7 | 13.2 | 13.5 |
| | 3H | 13.0 | 13.5 | 13.3 | 13.8 | 14.1 | 13.0 | 13.4 | 13.3 | 13.8 | 14.1 |
| | 4H | 13.4 | 13.9 | 13.8 | 14.2 | 14.5 | 13.5 | 13.9 | 13.8 | 14.2 | 14.5 |
| | 6H | 14.0 | 14.4 | 14.4 | 14.8 | 15.1 | 14.1 | 14.4 | 14.5 | 14.8 | 15.2 |
| | 8H | 14.5 | 14.8 | 14.9 | 15.2 | 15.6 | 14.5 | 14.9 | 15.0 | 15.2 | 15.6 |
| 12H | 15.1 | 15.3 | 15.5 | 15.7 | 16.1 | 15.1 | 15.4 | 15.6 | 15.8 | 16.2 | |
| 8H | 4H | 13.6 | 13.9 | 14.0 | 14.3 | 14.7 | 13.6 | 13.9 | 14.0 | 14.3 | 14.7 |
| | 6H | 14.4 | 14.7 | 14.9 | 15.1 | 15.5 | 14.5 | 14.7 | 14.9 | 15.1 | 15.6 |
| | 8H | 15.0 | 15.2 | 15.5 | 15.7 | 16.1 | 15.1 | 15.3 | 15.6 | 15.8 | 16.2 |
| | 12H | 15.9 | 16.0 | 16.3 | 16.5 | 17.0 | 15.9 | 16.1 | 16.4 | 16.6 | 17.1 |
| 12H | 4H | 13.6 | 13.9 | 14.1 | 14.3 | 14.7 | 13.7 | 13.9 | 14.1 | 14.3 | 14.7 |
| | 6H | 14.6 | 14.8 | 15.0 | 15.2 | 15.7 | 14.6 | 14.8 | 15.1 | 15.2 | 15.7 |
| | 8H | 15.3 | 15.4 | 15.7 | 15.9 | 16.4 | 15.3 | 15.5 | 15.8 | 16.0 | 16.5 |
| Variation of the observer position for the luminaire distances S | | | | | | | | | | | |
| S = 1.0H | +3.9 / -3.4 | | | | | +3.9 / -3.3 | | | | | |
| S = 1.5H | +6.5 / -4.0 | | | | | +6.5 / -4.1 | | | | | |
| S = 2.0H | +8.4 / -4.9 | | | | | +8.4 / -5.0 | | | | | |
| Standard table | BK01 | | | | | BK01 | | | | | |
| Correction Summand | 2.5 | | | | | 2.6 | | | | | |
| Corrected Glare Indices referring to 550lm Total Luminous Flux | | | | | | | | | | | |

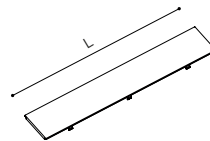
BLACK FOSTER CUSTOM UL



| | | | | |
|-----------------------------|----------------|-------------|----|----|
| BLACK FOSTER CUSTOM SURFACE | 3.28ft (1m) UL | U452-01-00- | NT | WT |
| BLACK FOSTER CUSTOM SURFACE | 6.56ft (2m) UL | U452-02-00- | NT | WT |

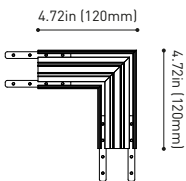
| | | | | |
|---------------------------|------------|-------------|---|-------------------|
| BLACK FOSTER CUSTOM COVER | Gap 250 UL | U452-00-01- | N | 9.84 in / 250 mm |
| BLACK FOSTER CUSTOM COVER | Gap 500 UL | U452-00-02- | N | 16.69 in / 500 mm |

L



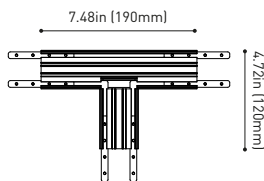
| | | | | |
|-----------------------------|------------|-------------|----|----|
| BLACK FOSTER CUSTOM SURFACE | L-Joint UL | U452-04-00- | NT | WT |
| BLACK FOSTER CUSTOM SURFACE | T-Joint UL | U452-05-00- | NT | WT |
| BLACK FOSTER CUSTOM SURFACE | X-Joint UL | U452-06-00- | NT | WT |

BLACK FOSTER CUSTOM SURFACE
L-Joint UL



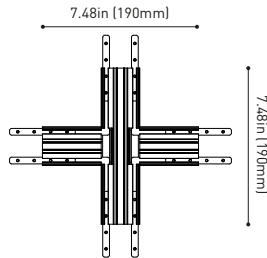
Electrical connection not included

BLACK FOSTER CUSTOM SURFACE
T-Joint UL



Electrical connection not included

BLACK FOSTER CUSTOM SURFACE
X-Joint UL

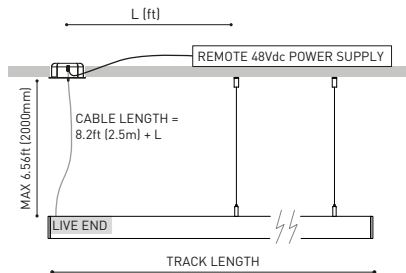
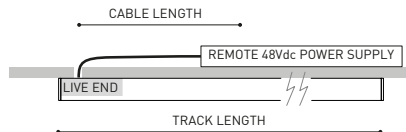


Electrical connection not included

P V D

| | | | | |
|------------------|------------|------|------|-----------------------|
| CONSTANT VOLTAGE | U100-00-78 | 96 W | 48 V | 8.16 x 2.97 x 1.30 in |
| LED POWER SUPPLY | | | | 207 x 75.4 x 33 mm |

120 & 277V | 50/60 Hz



UL DROP
VOLTAGE TABLE

| POWER | CABLE SECTION | CABLE LENGTH | | | |
|-------|---------------|---------------|----------------|-----------------|----------------|
| | | 16.40ft 5m | 32.80ft 10m | 65.62ft 20m | 98.43ft 30m |
| 96 W | AWG16 | TRACK LENGTH | | | |
| | | 164ft 50m | 164ft 50m | 131.32ft 40m | 82ft 25m |

COLOUR | N ■ | NT ■ | WT □ |

BLACK FOSTER CUSTOM UL

BLACK FOSTER CUSTOM TRACK COMPONENTS




BLACK FOSTER CUSTOM SURFACE
End UL U452-00-03- | N | W |

Cover thickness = 0.12in (3mm)



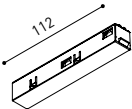
BLACK FOSTER CUSTOM SURFACE
End Feed UL U452-00-04- | N | W |

Cover thickness = 0.12in (3mm)

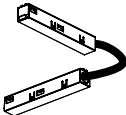


BLACK FOSTER CUSTOM SURFACE
Straight Joiner UL U452-00-05

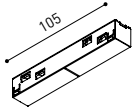
CONNECTION COMPONENTS



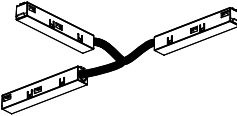
Live-End Connector 48V
 A338-00-01- | N |



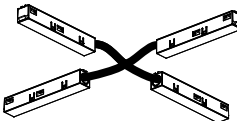
L-Joint Connector 48V UL
 U338-00-12- | N |



Central Connector 48V
 A338-00-02- | N |

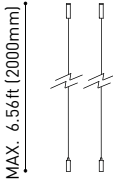


T-Joint Connector 48V UL
 U450-00-07- | N |



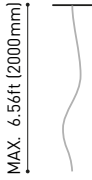
X-Joint Connector 48V UL
 U450-00-08- | N |

SUSPENSION COMPONENTS



Black Foster Suspension Kit (2 Units) UL
 U450-00-09- | NT | WT |

Suggested Mounting accessories quantities
 3.28ft (1000mm) - 2 Pcs.
 6.56ft (2000mm) - 3 Pcs.



Suspension Feed Kit 48V UL
 U338-00-17- | N | W |



*For remote power supply