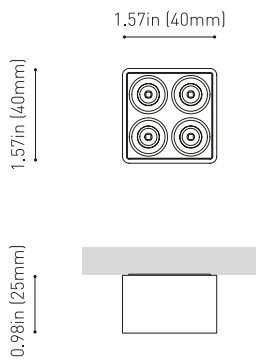


BLACK FOSTER MICRO SURFACE



DIMENSIONS



Name	BLACK FOSTER MICRO SURFACE 2X2 UL 2700K WT
Reference	U4593000WT
Color	Textured white
Category	SURFACE

PRODUCT

Type	LED
Gross luminous flux	Depending on Mounting Accessories Lm
Color temperature	2700 K
Chromatic stability	MacAdam Step 3
Color Rendering Index	CRI>90
Power	Depending on Mounting Accessories W
Current	Depending on Mounting Accessories mA
LED lifespan	L90B10 >60.000h

LIGHT SOURCE

Lighting efficiency	87%
Light beam angle	37°

LIGHTING FIXTURE | PHOTOMETRIC DATA

Driver	Requires remote driver
Power values of the system	W
Frequency	Depending on Mounting Accessories
Dimming	Depending on Mounting Accessories

LIGHTING FIXTURE | ELECTRICAL DATA

Environmental location	DAMP
Weight	0.13 lb 60 gr
Packaged weight	0.20 lb 91.1 gr
Packaging dimensions	5.12x3.46x1.3 in 130x88x33 mm
Units per package	1
Materials	Aluminium - Acrylonitrile Butadiene Styrene - Polycarbonate

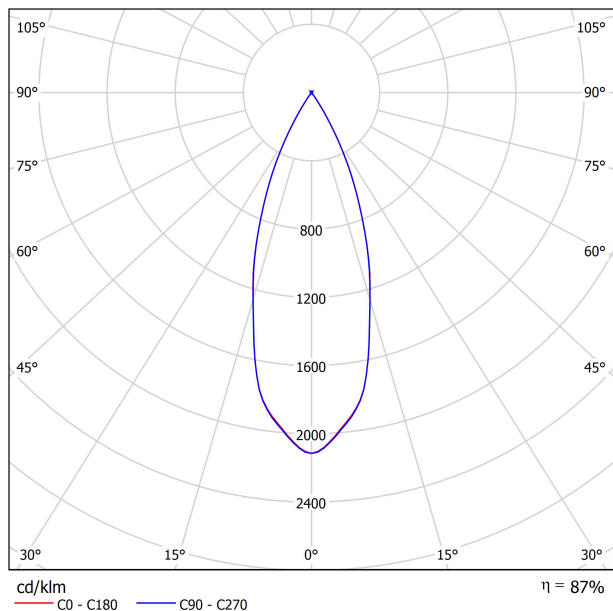
OTHER DATA



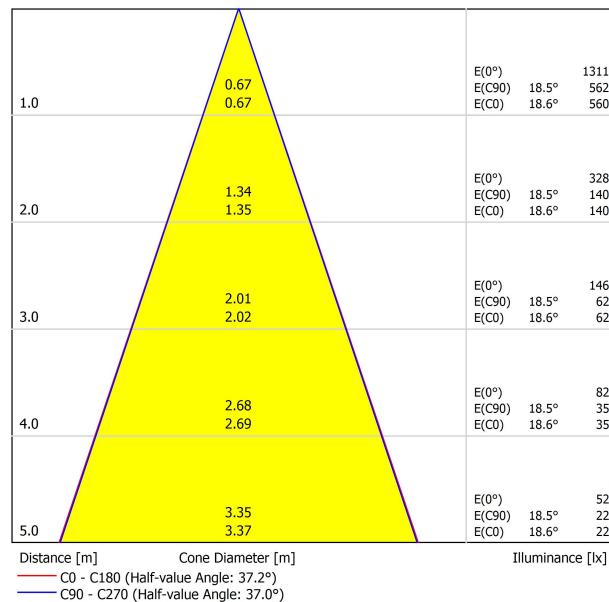
Black Foster has a very discrete presence in the interior design due to its reduced dimensions and its extremely low glare helping the piece not to gain much prominence. The downlight retains high levels of shielding, taking lighting comfort to another level as regards miniaturisation.



POLAR DIAGRAM



CONICAL DIAGRAM



UGR

Glare Evaluation According to UGR											
p Ceiling		70	70	50	50	30	70	70	50	50	30
p Walls		50	30	50	30	30	50	30	50	30	30
p Floor		20	20	20	20	20	20	20	20	20	20
Room Size X Y		Viewing direction at right angles to lamp axis					Viewing direction parallel to lamp axis				
2H	2H	-4.3	-3.7	-4.1	-3.5	-3.3	-5.0	-4.3	-4.7	-4.2	-4.0
	3H	-1.2	-0.6	-0.9	-0.4	-0.1	-1.1	-0.5	-0.8	-0.3	-0.1
	4H	0.5	1.0	0.8	1.3	1.5	0.9	1.4	1.2	1.7	1.9
	6H	2.7	3.3	3.1	3.5	3.8	3.0	3.5	3.3	3.8	4.1
	8H	4.0	4.4	4.3	4.7	5.0	4.0	4.5	4.4	4.8	5.1
	12H	5.1	5.5	5.4	5.8	6.2	5.1	5.6	5.5	5.9	6.2
4H	2H	-3.5	-2.9	-3.2	-2.7	-2.4	-3.9	-3.4	-3.6	-3.1	-2.9
	3H	-0.0	0.4	0.3	0.7	1.1	0.0	0.5	0.4	0.8	1.1
	4H	1.9	2.3	2.2	2.6	2.9	2.3	2.6	2.6	3.0	3.3
	6H	4.4	4.7	4.8	5.0	5.4	4.6	4.9	5.0	5.3	5.7
	8H	5.7	6.0	6.1	6.3	6.7	5.7	6.0	6.1	6.4	6.8
	12H	6.9	7.2	7.3	7.6	8.0	6.9	7.2	7.4	7.6	8.0
8H	4H	2.7	3.0	3.1	3.4	3.8	3.0	3.3	3.4	3.7	4.1
	6H	5.4	5.6	5.9	6.0	6.5	5.7	5.9	6.1	6.3	6.7
	8H	6.9	7.1	7.4	7.5	8.0	6.9	7.1	7.4	7.5	8.0
	12H	8.3	8.5	8.8	8.9	9.4	8.3	8.5	8.8	8.9	9.4
12H	4H	3.0	3.2	3.4	3.6	4.1	3.2	3.5	3.7	3.9	4.3
	6H	5.7	5.9	6.2	6.4	6.8	5.9	6.1	6.4	6.6	7.0
	8H	7.3	7.4	7.8	7.9	8.4	7.3	7.4	7.8	7.9	8.4
Variation of the observer position for the luminaire distances S											
S = 1.0H S = 1.5H S = 2.0H		+6.0 / -4.4 +8.8 / -4.8 +10.8 / -5.4					+6.0 / -4.3 +8.7 / -4.7 +10.8 / -5.0				
Standard table		BK01					BK01				
Correction Summand		-4.5					-4.6				
Corrected Glare Indices referring to 620lm Total Luminous Flux											