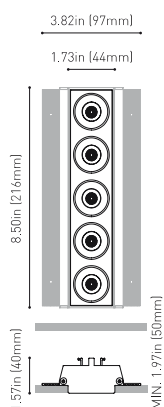




DIMENSIONS



AWARDS



PRODUCT

Name	BLACK FOSTER TRI 5 UL SPOT 3500K N
Reference	U3184113N
Color	Matt black
Category	CEILING RECESSED

LIGHT SOURCE

Type	LED
Gross luminous flux	Depending on Mounting Accessories Lm
Color temperature	3500 K
Chromatic stability	MacAdam Step 3
Color Rendering Index	CRI>90
Power	Depending on Mounting Accessories W
Current	Depending on Mounting Accessories mA
LED lifespan	L90B10>102.000h

LIGHTING FIXTURE | PHOTOMETRIC DATA

Lighting efficiency	90%
Delivered luminous flux	0 Lm
Light beam angle	19°

LIGHTING FIXTURE | ELECTRICAL DATA

Driver	Requires remote driver
Power values of the system	W
Frequency	Depending on Mounting Accessories
Dimming	Depending on Mounting Accessories

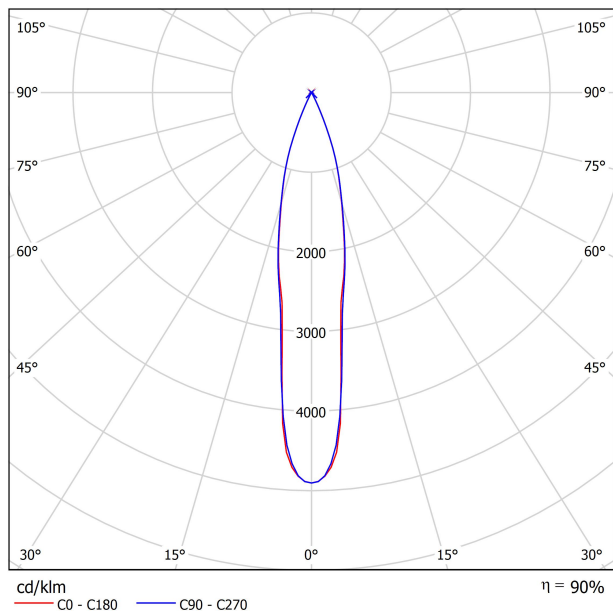
OTHER DATA

IC Rated	Yes
Environmental location	DAMP
Recess measurements	1.97 x 8.75 50 x 222
Weight	0.78 lb 354 gr
Packaged weight	1.03 lb 469 gr
Packaging dimensions	11.61x6.10x2.87 in 295x155x73 mm
Materials	Aluminium - Acrylonitrile Butadiene Styrene - Polycarbonate

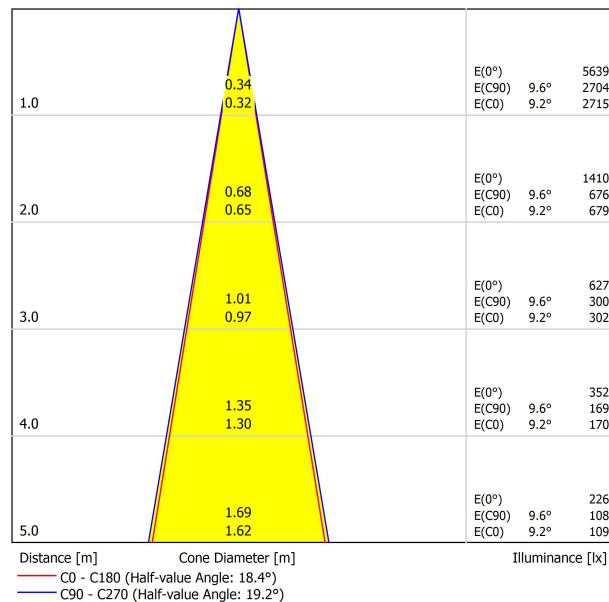


Black Foster is our lineal recessed luminaire with "The invisible black" effect, also available in a trimless version. Hiding the source of light, Black Foster stands out for its visual comfort and its elegance.

POLAR DIAGRAM



CONICAL DIAGRAM



UGR

Glare Evaluation According to UGR												
p Ceiling		70	70	50	50	30	70	70	50	50	30	30
p Walls		50	30	50	30	30	50	30	50	30	30	30
p Floor		20	20	20	20	20	20	20	20	20	20	20
Room Size X Y		Viewing direction at right angles to lamp axis					Viewing direction parallel to lamp axis					
2H	2H	3.2	3.9	3.5	4.1	4.3	3.8	4.4	4.0	4.6	4.8	
	3H	6.4	7.0	6.7	7.3	7.5	7.2	7.8	7.5	8.1	8.3	
	4H	8.3	8.9	8.6	9.1	9.4	9.2	9.8	9.5	10.0	10.3	
	6H	10.3	10.9	10.7	11.2	11.4	11.4	12.0	11.8	12.2	12.5	
	8H	11.4	12.0	11.8	12.2	12.5	12.7	13.2	13.0	13.5	13.8	
	12H	12.8	13.3	13.2	13.6	13.9	14.1	14.6	14.4	14.9	15.2	
4H	2H	4.5	5.1	4.8	5.3	5.6	4.9	5.4	5.2	5.7	5.9	
	3H	7.9	8.4	8.3	8.7	9.0	8.6	9.0	8.9	9.3	9.7	
	4H	9.9	10.3	10.3	10.7	11.0	10.6	11.1	11.0	11.4	11.7	
	6H	12.1	12.4	12.5	12.8	13.2	13.0	13.4	13.4	13.7	14.1	
	8H	13.3	13.6	13.7	14.0	14.4	14.4	14.7	14.8	15.0	15.4	
	12H	14.7	15.0	15.2	15.4	15.8	15.9	16.2	16.3	16.6	17.0	
8H	4H	10.8	11.1	11.2	11.5	11.9	11.4	11.7	11.8	12.1	12.5	
	6H	13.2	13.4	13.6	13.9	14.3	14.0	14.2	14.4	14.6	15.1	
	8H	14.6	14.8	15.1	15.2	15.7	15.5	15.7	16.0	16.1	16.6	
	12H	16.2	16.4	16.7	16.8	17.3	17.2	17.4	17.7	17.9	18.4	
12H	4H	11.1	11.4	11.5	11.8	12.2	11.6	11.8	12.0	12.2	12.7	
	6H	13.6	13.8	14.0	14.2	14.7	14.3	14.5	14.7	14.9	15.4	
	8H	15.1	15.2	15.6	15.7	16.2	15.9	16.0	16.4	16.5	17.0	
Variation of the observer position for the luminaire distances S												
S = 1.0H		+0.2 / -0.1					+0.2 / -0.1					
S = 1.5H		+0.3 / -0.3					+0.3 / -0.3					
S = 2.0H		+0.5 / -0.5					+0.5 / -0.5					
Standard table		---					---					
Correction Summand		---					---					
Corrected Glare Indices referring to 1150lm Total Luminous Flux												

GUÍA DE INSTALACIÓN



<https://youtu.be/SVWNEfbfVY>