
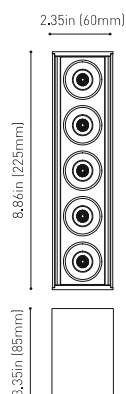


BLACK FOSTER SURFACE

JOKERLIGHT®



DIMENSIONS



AWARDS



PRODUCT

Name	BLACK FOSTER SURF 5 UL SPOT 3000K WTMG
Reference	U3204111WTMG
Color	Textured white-Metallized gold
Category	SURFACE

LIGHT SOURCE

Type	LED
Gross luminous flux	1050 Lm
Color temperature	3000 K
Chromatic stability	MacAdam Step 3
Color Rendering Index	CRI>90
Power	10.5 W
Current	700 mA
Efficacy	100 Lm/W
LED lifespan	L80B10 >60.000h

LIGHTING FIXTURE | PHOTOMETRIC DATA

Lighting efficiency	90%
Delivered luminous flux	945 Lm
Light beam angle	19°

LIGHTING FIXTURE | ELECTRICAL DATA

Driver	Included: APS L9WCD series
Power values of the system	13,00 W
Frequency	50/60 Hz
Dimming	0-10V / TRIAC

OTHER DATA

Environmental location	DAMP
Junction box cover	Included. For octagonal Junction box
Junction box cover color	Textured white. Other finishing, please consult
Junction box cover measurements	Ø4.33 in Ø110 mm
Weight	2.37 lb 1077 gr
Packaged weight	2.63 lb 1192 gr
Packaging dimensions	11.61x6.10x2.87 in 295x155x73 mm
Materials	Aluminium - Acrylonitrile Butadiene Styrene - Polycarbonate

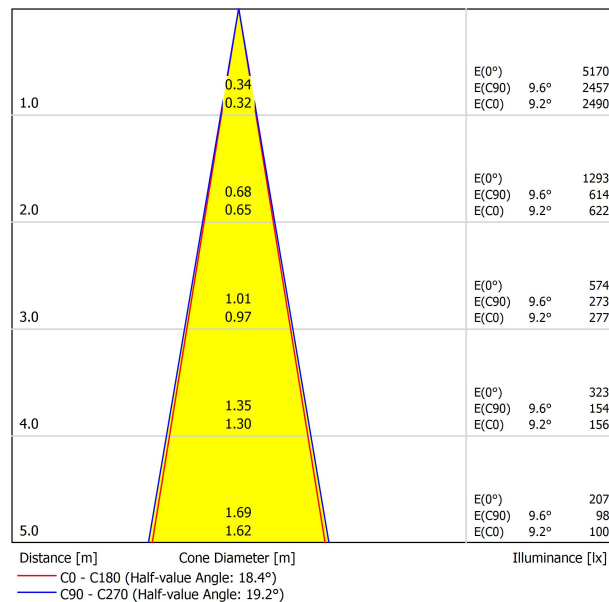


Black Foster Surface is the product that transfers the claimed effect "The Invisible Black" to a linear system in surface application. Black Foster has a very discrete presence in the interior design due to its reduced dimensions and its extremely low glare helping the piece not to gain much prominence.

POLAR DIAGRAM



CONICAL DIAGRAM



UGR

Glare Evaluation According to UGR												
ρ Ceiling		70	70	50	50	30	70	70	50	50	30	30
ρ Walls		50	30	50	30	30	50	30	50	30	30	30
ρ Floor		20	20	20	20	20	20	20	20	20	20	20
Room Size X Y		Viewing direction at right angles to lamp axis					Viewing direction parallel to lamp axis					
2H	2H	2.2	2.9	2.5	3.1	3.3	3.1	3.8	3.3	3.9	4.1	
	3H	5.7	6.3	6.0	6.6	6.8	7.0	7.6	7.3	7.8	8.1	
	4H	7.7	8.3	8.0	8.5	8.8	8.8	9.4	9.1	9.7	9.9	
	6H	9.9	10.5	10.3	10.7	11.0	11.1	11.6	11.4	11.9	12.2	
	8H	11.1	11.6	11.4	11.9	12.2	12.3	12.9	12.7	13.1	13.4	
	12H	12.5	13.0	12.8	13.3	13.6	13.8	14.3	14.1	14.6	14.9	
4H	2H	3.6	4.2	3.9	4.4	4.7	4.2	4.7	4.5	5.0	5.3	
	3H	7.3	7.8	7.7	8.1	8.4	8.2	8.7	8.5	9.0	9.3	
	4H	9.4	9.8	9.8	10.2	10.5	10.2	10.6	10.6	11.0	11.3	
	6H	11.7	12.1	12.1	12.4	12.8	12.7	13.0	13.1	13.4	13.7	
	8H	12.9	13.2	13.3	13.6	14.0	14.0	14.3	14.4	14.7	15.1	
	12H	14.4	14.7	14.8	15.1	15.5	15.5	15.8	16.0	16.2	16.6	
8H	4H	10.4	10.7	10.8	11.1	11.5	11.0	11.3	11.4	11.7	12.1	
	6H	12.8	13.1	13.3	13.5	13.9	13.6	13.9	14.1	14.3	14.7	
	8H	14.3	14.5	14.7	14.9	15.4	15.2	15.3	15.6	15.8	16.3	
	12H	15.9	16.1	16.4	16.5	17.0	16.9	17.1	17.4	17.5	18.0	
12H	4H	10.7	10.9	11.1	11.3	11.7	11.2	11.5	11.6	11.9	12.3	
	6H	13.2	13.4	13.7	13.8	14.3	13.9	14.1	14.4	14.5	15.0	
	8H	14.8	14.9	15.2	15.4	15.9	15.5	15.7	16.0	16.2	16.7	
Variation of the observer position for the luminaire distances S												
S = 1.0H S = 1.5H S = 2.0H		+0.2 / -0.1 +0.3 / -0.3 +0.5 / -0.5					+0.2 / -0.1 +0.3 / -0.3 +0.5 / -0.5					
Standard table		---					---					
Correction		---					---					
Summand		---					---					
Corrected Glare Indices referring to 1050lm Total Luminous Flux												