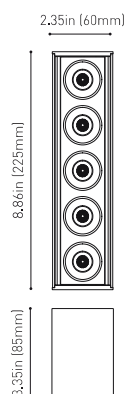




DIMENSIONS



AWARDS



PRODUCT

| | |
|-----------|--------------------------------------|
| Name | BLACK FOSTER SURF 5 UL SPOT 2700K WT |
| Reference | U3204110WT |
| Color | Textured white |
| Category | SURFACE |

LIGHT SOURCE

| | |
|-----------------------|-----------------|
| Type | LED |
| Gross luminous flux | 950 Lm |
| Color temperature | 2700 K |
| Chromatic stability | MacAdam Step 3 |
| Color Rendering Index | CRI>90 |
| Power | 10.5 W |
| Current | 700 mA |
| Efficacy | 90 Lm/W |
| LED lifespan | L80B10 >60.000h |

LIGHTING FIXTURE | PHOTOMETRIC DATA

| | |
|-------------------------|--------|
| Lighting efficiency | 90% |
| Delivered luminous flux | 855 Lm |
| Light beam angle | 19° |

LIGHTING FIXTURE | ELECTRICAL DATA

| | |
|----------------------------|----------------------------|
| Driver | Included: APS L9WCD series |
| Power values of the system | 13,00 W |
| Frequency | 50/60 Hz |
| Dimming | 0-10V / TRIAC |

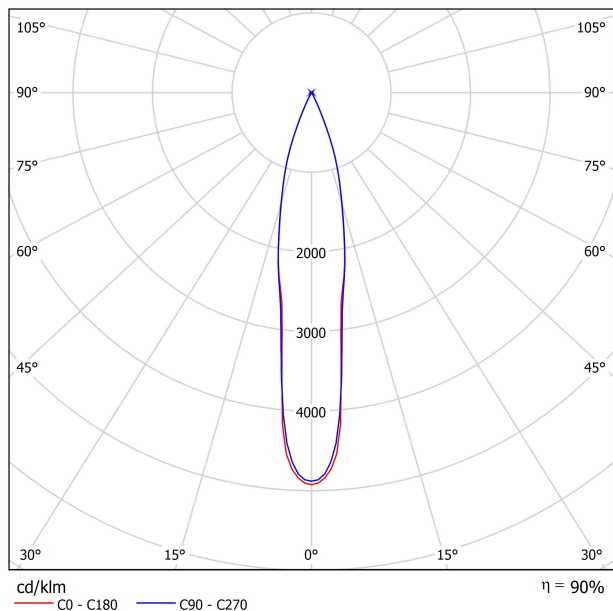
OTHER DATA

| | |
|---------------------------------|---|
| Environmental location | DAMP |
| Junction box cover | Included. For octagonal Junction box |
| Junction box cover color | Textured white. Other finishing, please consult |
| Junction box cover measurements | Ø4.33 in Ø110 mm |
| Weight | 2.37 lb 1077 gr |
| Packaged weight | 2.63 lb 1192 gr |
| Packaging dimensions | 11.61x6.10x2.87 in 295x155x73 mm |
| Materials | Aluminium - Acrylonitrile Butadiene Styrene - Polycarbonate |

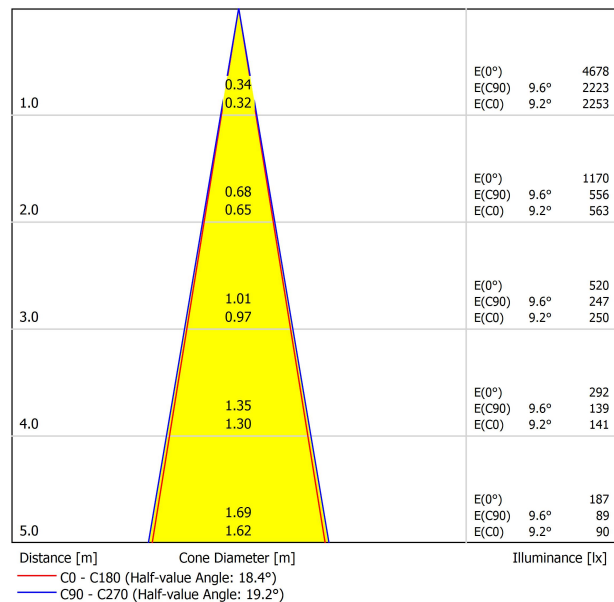


Black Foster Surface is the product that transfers the claimed effect "The Invisible Black" to a linear system in surface application. Black Foster has a very discrete presence in the interior design due to its reduced dimensions and its extremely low glare helping the piece not to gain much prominence.

POLAR DIAGRAM



CONICAL DIAGRAM



UGR

| Glare Evaluation According to UGR | | | | | | | | | | | |
|--|-----|---|------|------|------|------|--|------|------|------|------|
| ρ Ceiling | | 70 | 70 | 50 | 50 | 30 | 70 | 70 | 50 | 50 | 30 |
| ρ Walls | | 50 | 30 | 50 | 30 | 30 | 50 | 30 | 50 | 30 | 30 |
| ρ Floor | | 20 | 20 | 20 | 20 | 20 | 20 | 20 | 20 | 20 | 20 |
| Room Size X Y | | Viewing direction at right angles to lamp axis | | | | | Viewing direction parallel to lamp axis | | | | |
| 2H | 2H | 1.9 | 2.6 | 2.1 | 2.8 | 3.0 | 2.7 | 3.4 | 3.0 | 3.6 | 3.8 |
| | 3H | 5.4 | 6.0 | 5.7 | 6.2 | 6.5 | 6.6 | 7.3 | 6.9 | 7.5 | 7.7 |
| | 4H | 7.4 | 7.9 | 7.7 | 8.2 | 8.4 | 8.5 | 9.1 | 8.8 | 9.3 | 9.6 |
| | 6H | 9.6 | 10.1 | 9.9 | 10.4 | 10.7 | 10.8 | 11.3 | 11.1 | 11.6 | 11.9 |
| | 8H | 10.7 | 11.2 | 11.1 | 11.5 | 11.8 | 12.0 | 12.5 | 12.3 | 12.8 | 13.1 |
| | 12H | 12.1 | 12.6 | 12.5 | 12.9 | 13.2 | 13.4 | 13.9 | 13.8 | 14.2 | 14.5 |
| 4H | 2H | 3.3 | 3.8 | 3.6 | 4.1 | 4.3 | 3.8 | 4.4 | 4.1 | 4.6 | 4.9 |
| | 3H | 7.0 | 7.5 | 7.3 | 7.8 | 8.1 | 7.9 | 8.3 | 8.2 | 8.6 | 9.0 |
| | 4H | 9.1 | 9.5 | 9.4 | 9.8 | 10.2 | 9.9 | 10.3 | 10.3 | 10.6 | 11.0 |
| | 6H | 11.4 | 11.7 | 11.8 | 12.1 | 12.5 | 12.3 | 12.7 | 12.7 | 13.0 | 13.4 |
| | 8H | 12.6 | 12.9 | 13.0 | 13.3 | 13.7 | 13.6 | 14.0 | 14.1 | 14.3 | 14.7 |
| | 12H | 14.1 | 14.3 | 14.5 | 14.7 | 15.1 | 15.2 | 15.5 | 15.6 | 15.9 | 16.3 |
| 8H | 4H | 10.0 | 10.3 | 10.4 | 10.7 | 11.1 | 10.7 | 11.0 | 11.1 | 11.3 | 11.7 |
| | 6H | 12.5 | 12.7 | 12.9 | 13.1 | 13.6 | 13.3 | 13.5 | 13.7 | 13.9 | 14.4 |
| | 8H | 13.9 | 14.1 | 14.4 | 14.6 | 15.0 | 14.8 | 15.0 | 15.3 | 15.4 | 15.9 |
| | 12H | 15.6 | 15.7 | 16.0 | 16.2 | 16.7 | 16.6 | 16.7 | 17.0 | 17.2 | 17.7 |
| 12H | 4H | 10.3 | 10.6 | 10.7 | 11.0 | 11.4 | 10.8 | 11.1 | 11.3 | 11.5 | 11.9 |
| | 6H | 12.9 | 13.1 | 13.3 | 13.5 | 14.0 | 13.5 | 13.7 | 14.0 | 14.2 | 14.7 |
| | 8H | 14.4 | 14.6 | 14.9 | 15.0 | 15.5 | 15.2 | 15.4 | 15.7 | 15.8 | 16.3 |
| Variation of the observer position for the luminaire distances S | | | | | | | | | | | |
| S = 1.0H S = 1.5H S = 2.0H | | +0.2 / -0.1 +0.3 / -0.3 +0.5 / -0.5 | | | | | +0.2 / -0.1 +0.3 / -0.3 +0.5 / -0.5 | | | | |
| Standard table | | --- | | | | | --- | | | | |
| Correction | | --- | | | | | --- | | | | |
| Summand | | --- | | | | | --- | | | | |
| Corrected Glare Indices referring to 950lm Total Luminous Flux | | | | | | | | | | | |