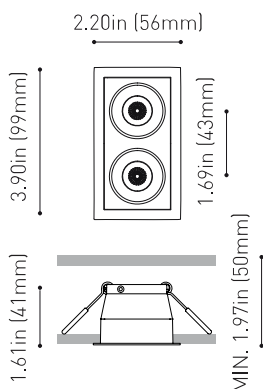




DIMENSIONS



AWARDS



PRODUCT

Name	BLACK FOSTER REC 2 UL FLOOD 3000K WN
Reference	U3192011WN
Color	White-Black
Category	CEILING RECESSED

LIGHT SOURCE

Type	LED
Gross luminous flux	Depending on Mounting Accessories Lm
Color temperature	3000 K
Chromatic stability	MacAdam Step 3
Color Rendering Index	CRI>90
Power	Depending on Mounting Accessories W
Current	Depending on Mounting Accessories mA
LED lifespan	L90B10>102.000h

LIGHTING FIXTURE | PHOTOMETRIC DATA

Lighting efficiency	92%
Delivered luminous flux	0 Lm
Light beam angle	38°

LIGHTING FIXTURE | ELECTRICAL DATA

Driver	Requires remote driver
Power values of the system	W
Dimming	Depending on Mounting Accessories

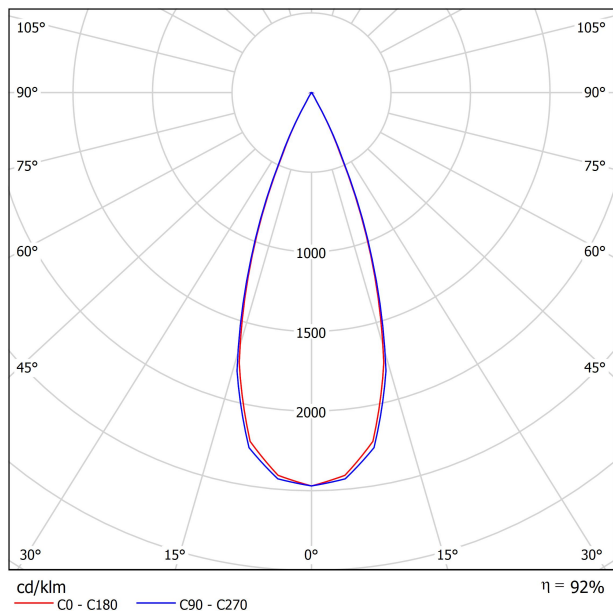
OTHER DATA

Environmental location	DAMP
Weight	0.31 lb 140 gr
Packaged weight	0.46 lb 210 gr
Packaging dimensions	6.57x4.09x2.17 in 167x104x55 mm
Materials	Aluminium / Acrylonitrile Butadiene Styrene

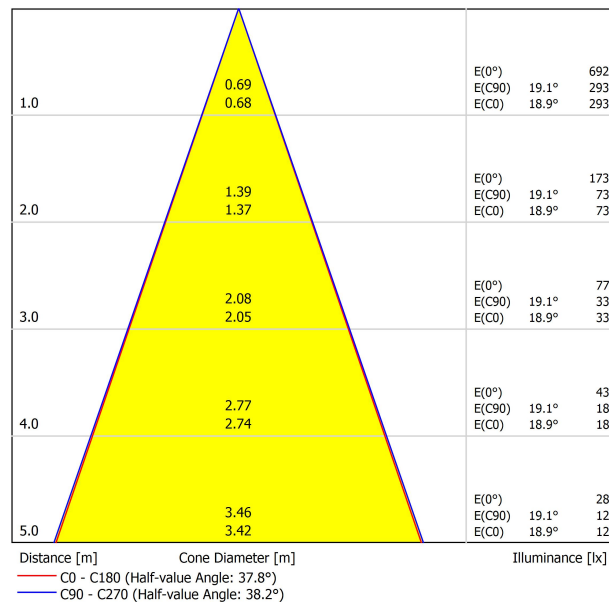


Black Foster is the product that transfers the claimed effect "The Invisible Black" to a recessed-isolated lineal luminary; also available in trimless version. If we take a closer view to the recessed model, its bezel is so thin than when lighted up, it is unperceived; offering an aesthetic of "visual trimless". Black Foster stands out for its refinement, its visual comfort and for almost completely hide the source of light from the human eye range.

POLAR DIAGRAM



CONICAL DIAGRAM



UGR

Glare Evaluation According to UGR											
ρ Ceiling		70	70	50	50	30	70	70	50	50	30
ρ Walls		50	30	50	30	30	50	30	50	30	30
ρ Floor		20	20	20	20	20	20	20	20	20	20
Room Size X Y		Viewing direction at right angles to lamp axis					Viewing direction parallel to lamp axis				
2H	2H	-11.9	-11.3	-11.7	-11.1	-10.9	-11.5	-10.9	-11.3	-10.7	-10.5
	3H	-6.9	-6.3	-6.6	-6.1	-5.8	-6.6	-6.0	-6.3	-5.8	-5.6
	4H	-4.0	-3.4	-3.7	-3.2	-2.9	-3.5	-3.0	-3.2	-2.7	-2.5
	6H	-0.5	0.0	-0.2	0.3	0.6	-0.2	0.3	0.1	0.5	0.8
	8H	1.4	1.9	1.7	2.1	2.4	1.5	2.0	1.8	2.3	2.6
4H	12H	3.4	3.8	3.7	4.1	4.4	3.5	3.9	3.8	4.2	4.6
	2H	-10.3	-9.7	-10.0	-9.5	-9.2	-10.1	-9.5	-9.8	-9.3	-9.0
	3H	-5.1	-4.6	-4.7	-4.3	-4.0	-4.9	-4.4	-4.6	-4.1	-3.8
	4H	-2.1	-1.7	-1.7	-1.4	-1.0	-1.7	-1.3	-1.4	-1.0	-0.7
	6H	1.4	1.8	1.8	2.1	2.5	1.6	2.0	2.0	2.3	2.7
8H	8H	3.3	3.6	3.8	4.0	4.4	3.5	3.7	3.9	4.1	4.5
	12H	5.4	5.6	5.8	6.0	6.5	5.5	5.7	5.9	6.1	6.6
	4H	-0.7	-0.4	-0.3	-0.1	0.3	-0.5	-0.2	-0.1	0.2	0.6
	6H	2.9	3.1	3.4	3.6	4.0	3.0	3.2	3.5	3.7	4.1
	8H	4.9	5.1	5.4	5.5	6.0	5.0	5.2	5.5	5.6	6.1
12H	12H	7.1	7.3	7.6	7.7	8.2	7.2	7.3	7.7	7.8	8.3
	4H	-0.2	-0.0	0.2	0.4	0.8	-0.1	0.2	0.4	0.6	1.0
	6H	3.5	3.6	3.9	4.1	4.5	3.5	3.7	4.0	4.2	4.6
	8H	5.5	5.7	6.0	6.2	6.6	5.6	5.8	6.1	6.2	6.7
Variation of the observer position for the luminaire distances S											
S = 1.0H S = 1.5H S = 2.0H		+0.5 / -0.3 +1.1 / -0.5 +1.9 / -0.8					+0.6 / -0.3 +1.3 / -0.5 +2.3 / -0.8				
Standard table		---					---				
Correction Summand		---					---				
Corrected Glare Indices referring to 280lm Total Luminous Flux											